

Trends in drug and alcohol treatment in prisons in Ireland from TDI data: 2009 to 2014

Suzi Lyons, Health Research Board

Overview

- Overview of prisoners and addiction treatment in Ireland
- Background to TDI prison data
- Summary all cases
- Alcohol as a main problem
- Drugs as a main problem
- OST figures in prison
- Summary

Overview of Irish prison committals

Age and Gender of persons committed in 2014				
AGE (Years)	Female	Male	Total	
< 17 years old	0	1	1	0.01%
17 year olds	0	89	89	0.66%
18 to < 21	96	875	971	7.24%
21 to < 25	419	1,834	2,253	16.80%
25 to < 30	629	2,154	2,783	20.76%
30 to < 40	911	3,129	4,040	30.13%
40 to < 50	443	1,725	2,168	16.17%
50+	187	916	1,103	8.23%
Total	2,685	10,723	13,408	100.0

http://www.irishprisons.ie/images/annualstats/age_gender_2007_2014.pdf

Most recent study on drug treatment in prison

Study on the prevalence of drug use, including intravenous drug use, and blood-borne viruses among the Irish prisoner population (2014) Drummond A, Codd M, Donnelly N. Dublin: National Advisory Committee on Drugs and Alcohol.

- Ranged from low (22% for benzodiazepine detoxification) to high (73% for OST)
- High % of participants who needed drug treatment, and for whom it was available in prison, used the service
- Ranged from 95% for methadone maintenance to 78% for alcohol detoxification
- Availability of treatments varied across prisons

- ***Overall treatment needs***
- 44% expressed a need for addiction counselling in prison
- 19% expressed a need for benzodiazepine and opiate detoxification

Research recommendations

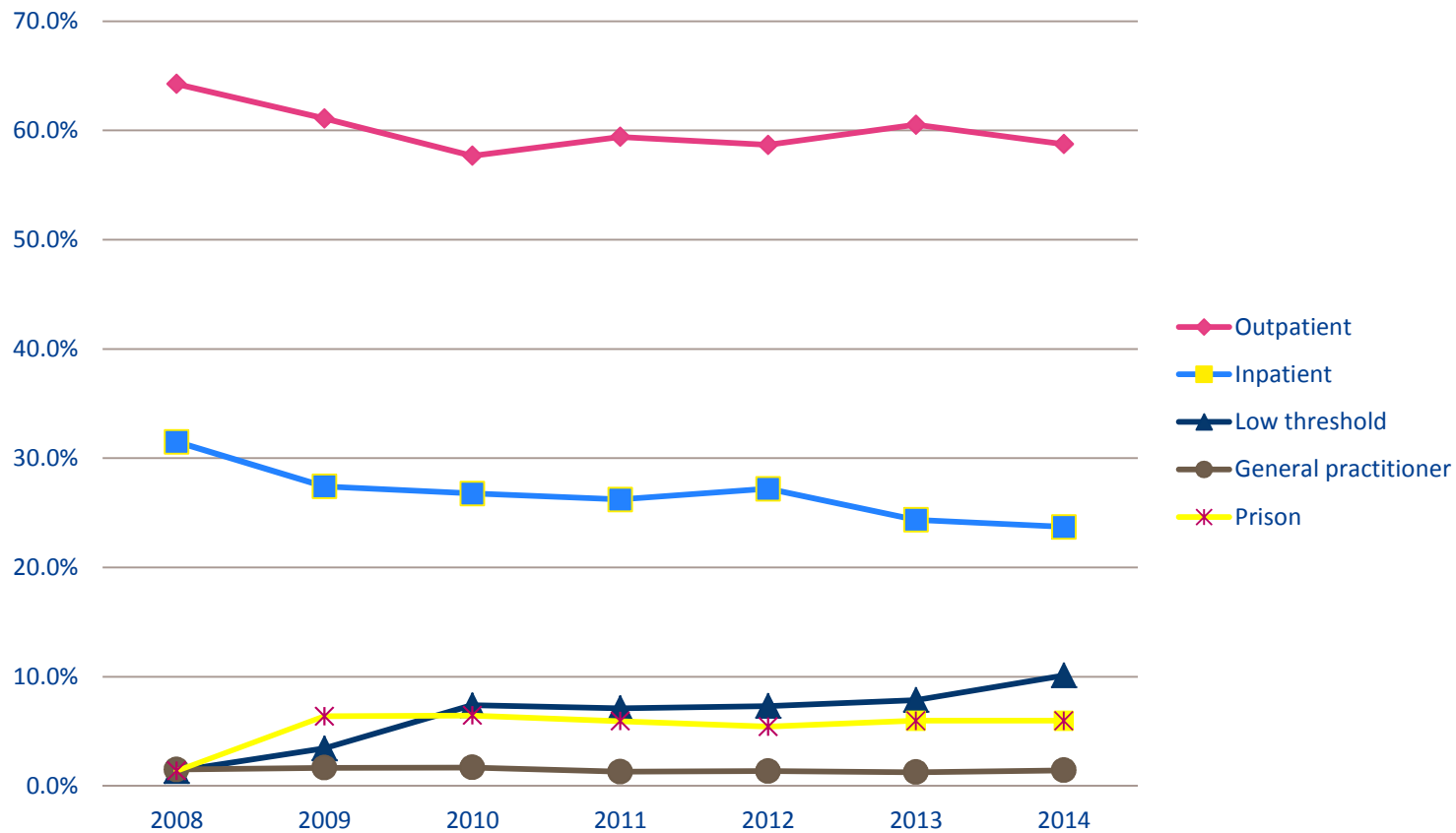
- Prisoners on OST should have a secured treatment place on release from prison
- Prisoners engaging with counselling, where possible, should have continuity of treatment on release
- A full range of drug treatments should be available
- Need for drug-free wings and drug-free areas not only for prisoners who do not use drugs but for those who wish to prevent relapse
- Need for specific strategy for the needs of women who require drug treatment in order to improve their outcomes

Background to TDI and treatment data

- National Drug Treatment Reporting System (NDTRS) reports TDI data
- Data collection from prisons commenced in 2008
 - Full year data from 2009
 - Limited access to women's prisons
- Majority of data comes from in-reach services
 - Majority voluntary
 - Counselling main intervention
- 2014 - data from medical unit in largest prison in Ireland

Treatment in prison for problem drug use

Treatment provision (alcohol and drugs), Ireland, 2008 to 2014

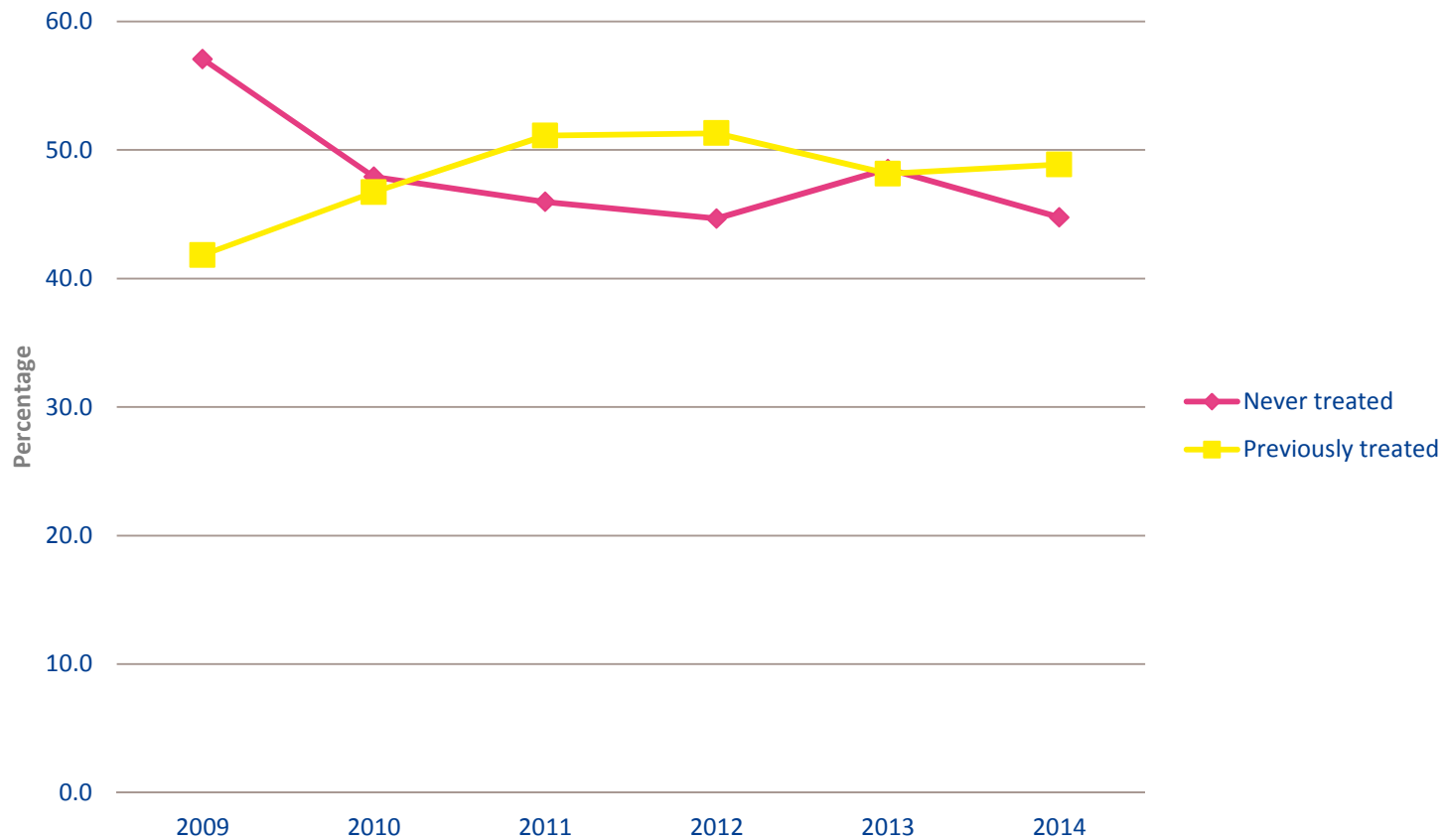


Treatment in prison: Main problem drug, 2009 to 2014

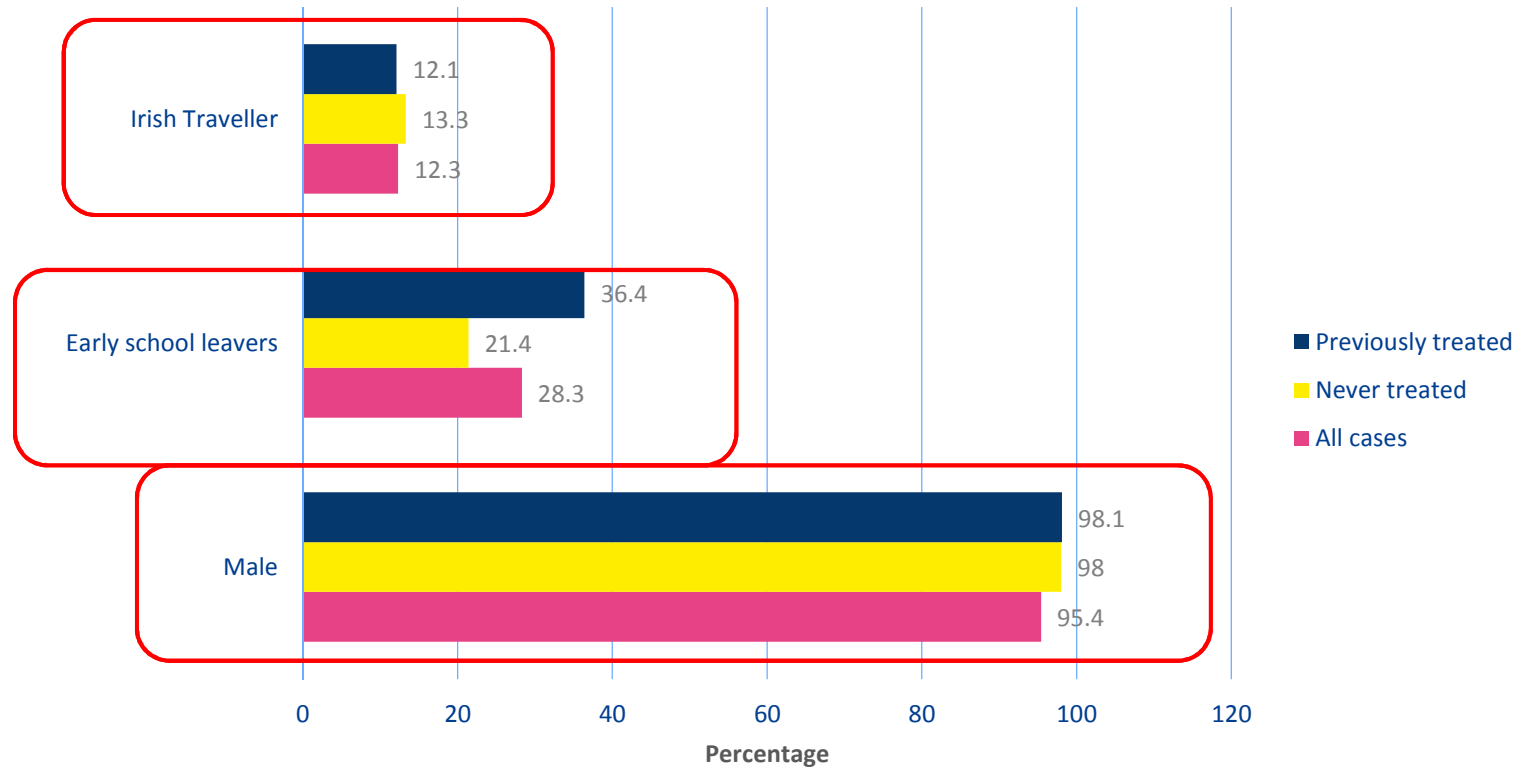
	2009	2010	2011	2012	2013	2014
Total (n)	964	1096	1033	913	1015	1063
Percentage						
Opiates	52.1	52.0	42.1	33.6	43.0	44.3
Alcohol	18.4	15.2	26.3	29.7	26.4	20.6
Cocaine	15.0	14.3	11.2	12.5	8.3	11.3
Cannabis	8.4	10.5	10.1	11.7	12.1	11.4
Hypnotics & sedatives	4.9	6.7	8	10	9.1	12.4
Stimulants	1.0	0.6	1.1	1.0	0.8	0.8
Others	0.1	0.5	1.1	1.5	0.3	0.1
Volatile inhalants	~	~	~	0	~	0

Treated problem alcohol use

Treatment in prison: Treatment status for problem alcohol use, 2009 to 2014

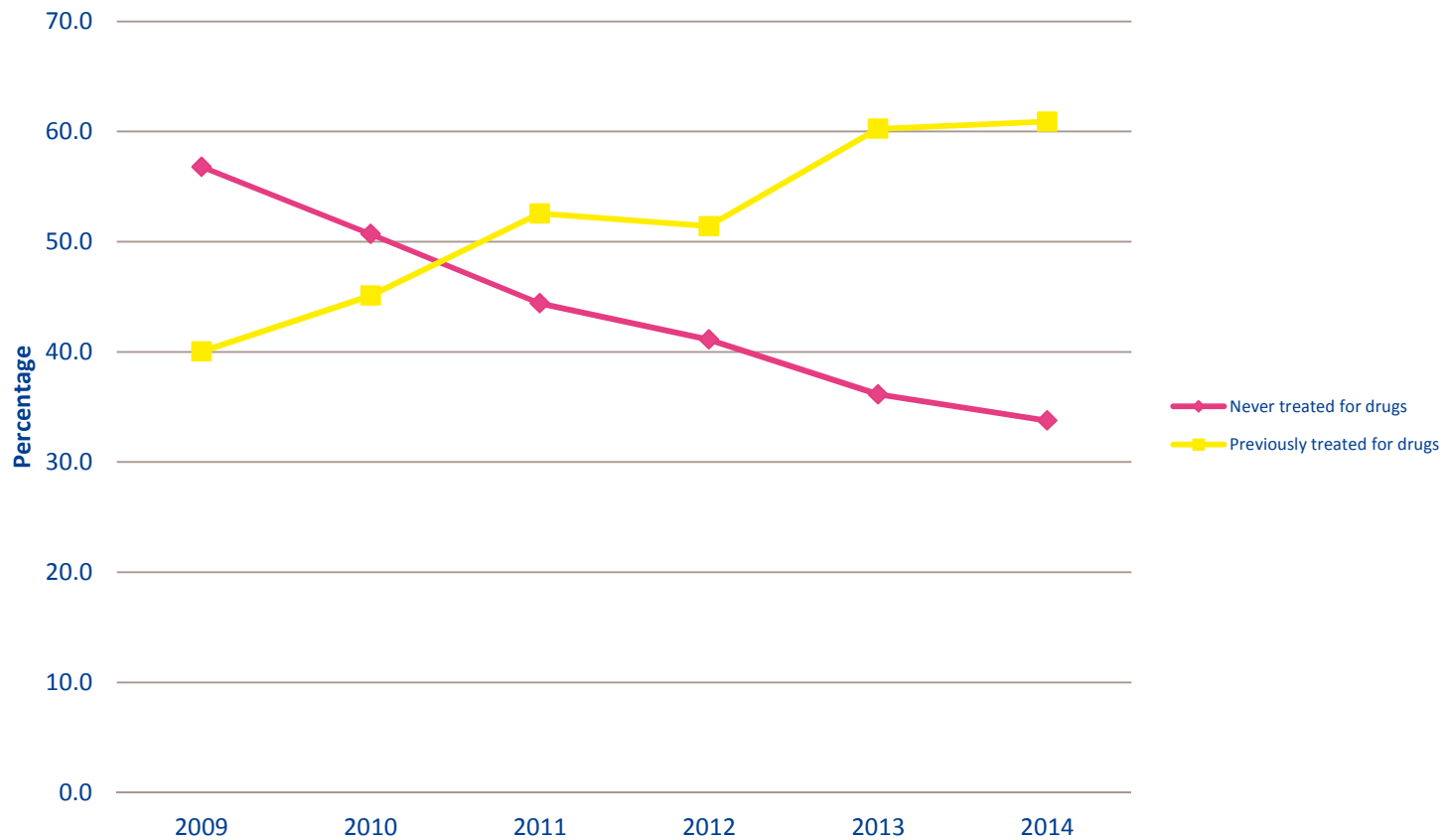


Comparison of characteristics, problem alcohol users by treatment status, 2014

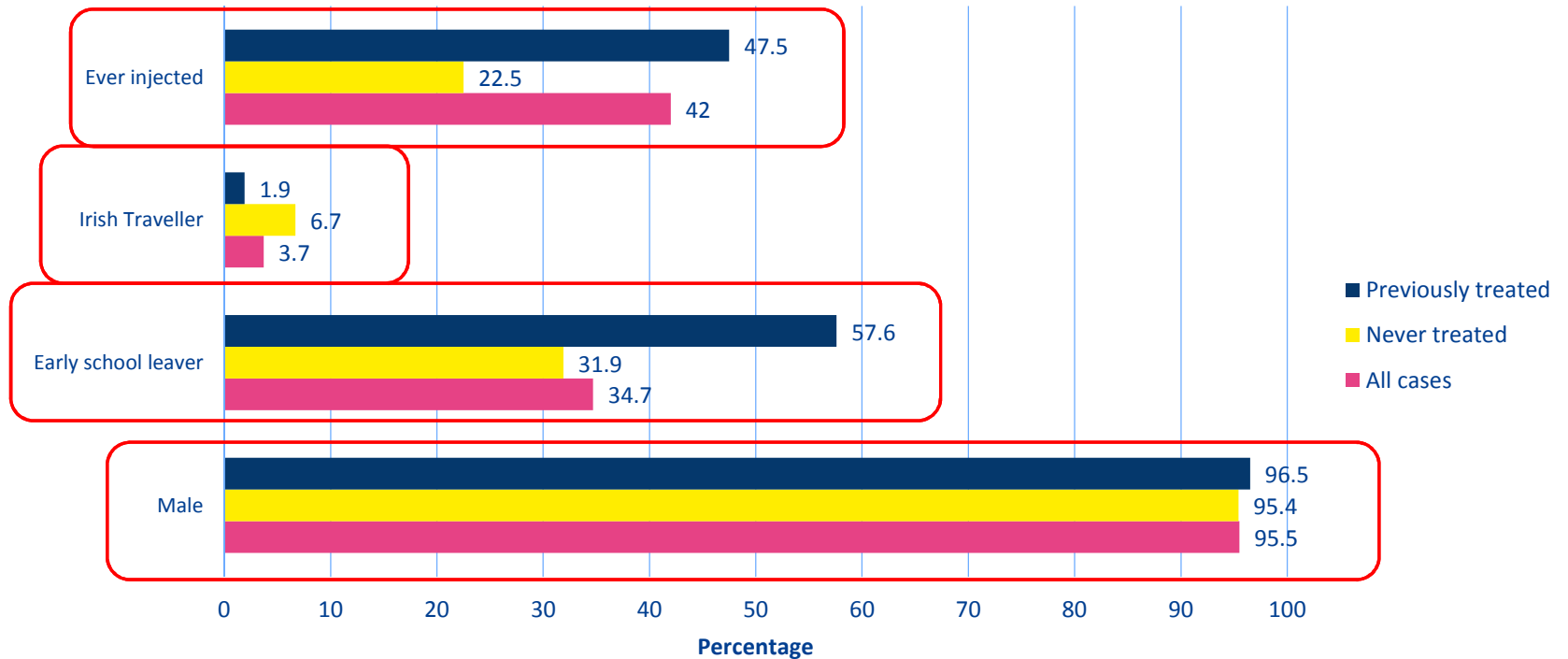


Treated problem drug use

Treatment in prison: TDI data - treatment status for problem drug use, 2009 to 2014



Comparison of characteristics, problem drug users by treatment status, 2014



Additional problem drugs

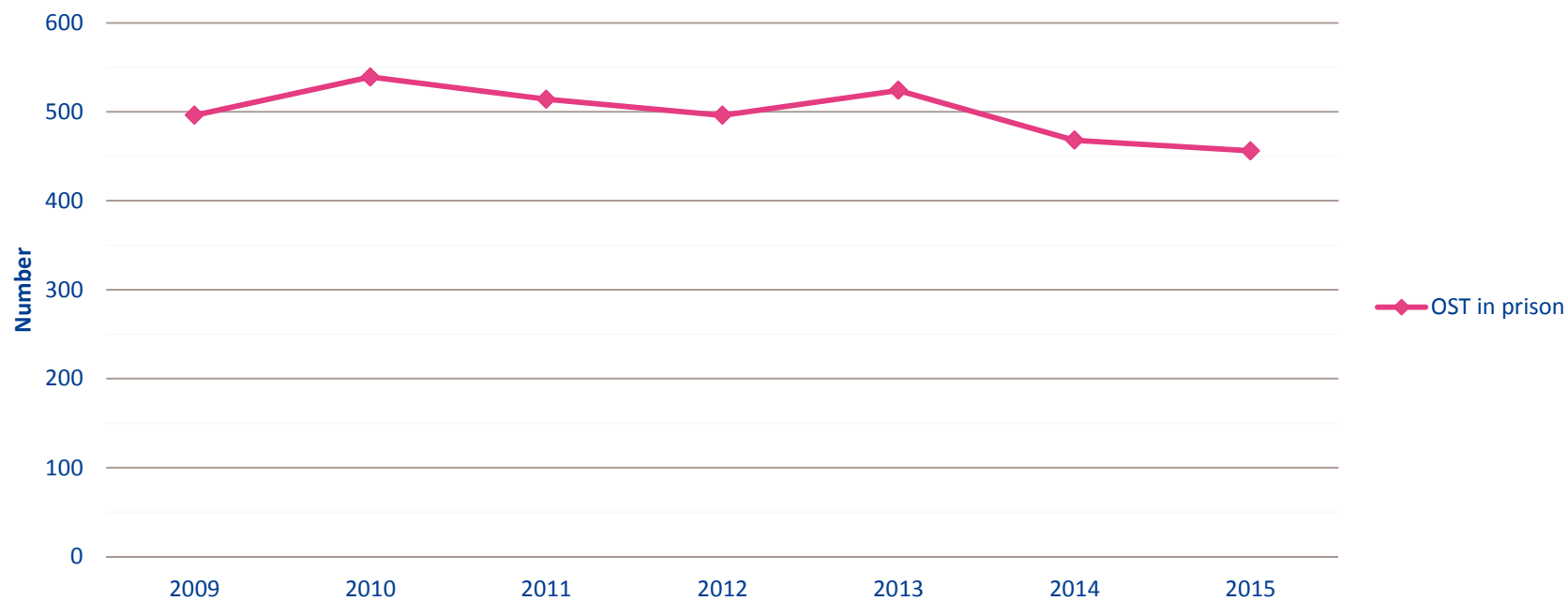
	Opiates	Alcohol	Cocaine	Benzodiazepines	Cannabis	Ecstasy
Additional problem						
Opiates	5.7	13.8	16.5	25.9	8.9	34.4
Cocaine	50.8	34.0	3.5	35.8	43.8	56.3
Cannabis	48.0	63.9	55.9	56.5	0.0	53.1
Benzodiazepines	43.2	35.4	24.9	2.0	37.1	~
Alcohol	26.7	0.0	48.2	58.8	60.6	43.8
Ecstasy	14.9	14.8	27.2	11.7	21.8	0.0
Amphetamines	4.0	3.7	6.6	2.9	4.2	21.9
Volatile Inhalants	1.2	~	~	~	~	0.0
Other	7.1	5.4	5.6	5.2	8.1	~

Additional problem drugs

	Opiates	Alcohol	Cocaine	Benzodiazepines	Cannabis	Ecstasy
Additional problem						
Opiates	5.7	13.8	16.5	25.9	8.9	34.4
Cocaine	50.8	34.0	3.5	35.8	43.8	56.3
Cannabis	48.0	63.9	55.9	56.5	0.0	53.1
Benzodiazepines	43.2	35.4	24.9	2.0	37.1	~
Alcohol	26.7	0.0	48.2	58.8	60.6	43.8
Ecstasy	14.9	14.8	27.2	11.7	21.8	0.0
Amphetamines	4.0	3.7	6.6	2.9	4.2	21.9
Volatile Inhalants	1.2	~	~	~	~	0.0
Other	7.1	5.4	5.6	5.2	8.1	~

OST treatment in prison

OST treatment in prison, 2009 to 2015, Central Treatment List



As of 31st December each year

Summary

Summary

- Up to 6% of all treatment episodes in TDI occur in prison
- Opiates are the main drug treated, followed by alcohol
 - Majority used more than one drug
- In TDI most of those treated are male
 - Limited access to women's prisons in historical data
- Socio-economic characteristics
 - Early school leavers
 - Travellers over-represented
- From 2015 improved data on addiction treatment for women

hrb.ie



Find out more
about our work

