

New Trends in TDI Data



Presented by:

Christine Marchand-Agius and
Roberta Gellel





 **MENTAL HEALTH & GERIATRIC SERVICES**

 **Caritas MALTA**

Substance Abuse Therapeutic Unit 





Population vs Treatment Demand

Total population in Malta aged between 15-64 was **279,805***

In 2009 a total of **1,792** different individuals were in contact with out-patient or inpatient drug treatment services in Malta that is **64 drug users per 10,000** population aged 15-64.

Of these **85% Males** and **14%** registered as first time users.

In 2010 a total of **1,936** different individuals were in contact with out-patient or inpatient drug treatment services in Malta that is **69 drug users per 10,000** population aged 15-64.

Of these **84% Males** and **16%** registered as first time users.

In 2011 a total of **1,862** different individuals were in contact with out-patient or inpatient drug treatment services in Malta that is **67 drug users per 10,000** population aged 15-64.

Of these **84% Males** and **11%** registered as first time users.

*(based on 2005 National Census (ref) http://www.nso.gov.mt/docs/Census2005_Vol1.pdf)



Characteristics of Clients in Malta (2011 Data)

All Client 2011

Primary Drug %	No of Client %	Male %	Female %	Daily Use %	Route of Administration %	Mean Age (Average Age)	Mean Age of First Use (Average Age)	Ever/Currently Injected %
Heroin	77%	64%	13%	64%	48% (Injecting)	32	17	52%
Cocaine	12%	11%	1%	5%	7% (Snorting/Sniffing)	30	17	5%
Cannabis	7%	6%	1%	4%	6% (Smoking)	25	15	1%



Characteristics of First Treated Clients in Malta (2011 Data)

First Treated Clients 2011

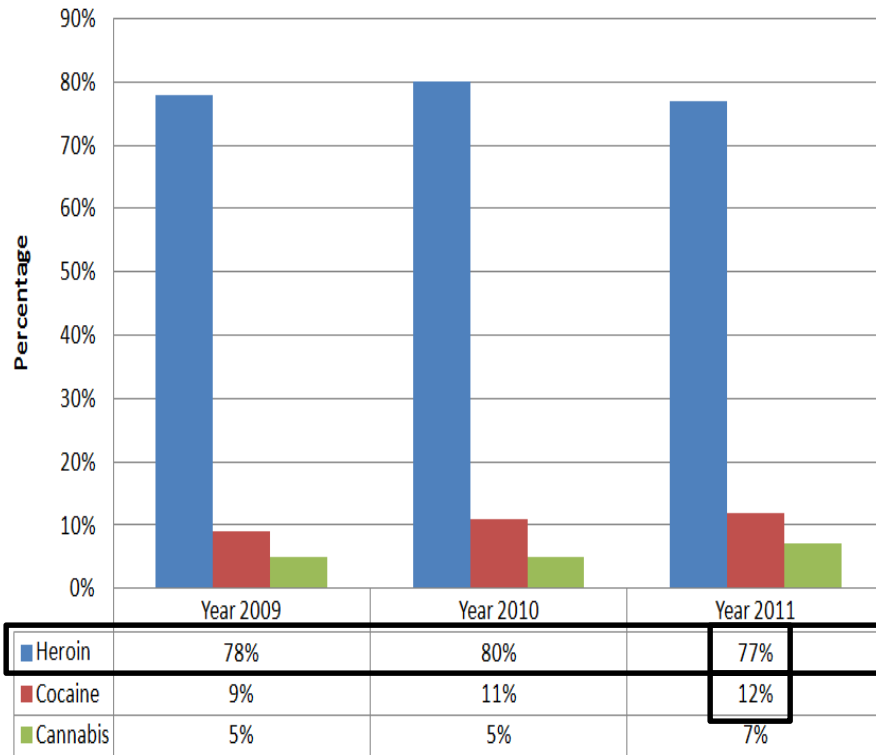
Primary Drug %	No of First Treated Clients %	Male %	Female %	Daily Use %	Route of Administration %	Mean Age (Average Age)	Mean Age of First Use (Average Age)	Ever/Currently Injected %
Heroin	41%	31%	10%	32%	24% (Injecting)	28	17	25%
Cocaine	26%	23%	3%	9%	16% (Snorting/Sniffing)	27	17	5%
Cannabis	19%	14%	4%	11%	18% (Smoking)	23	16	4%



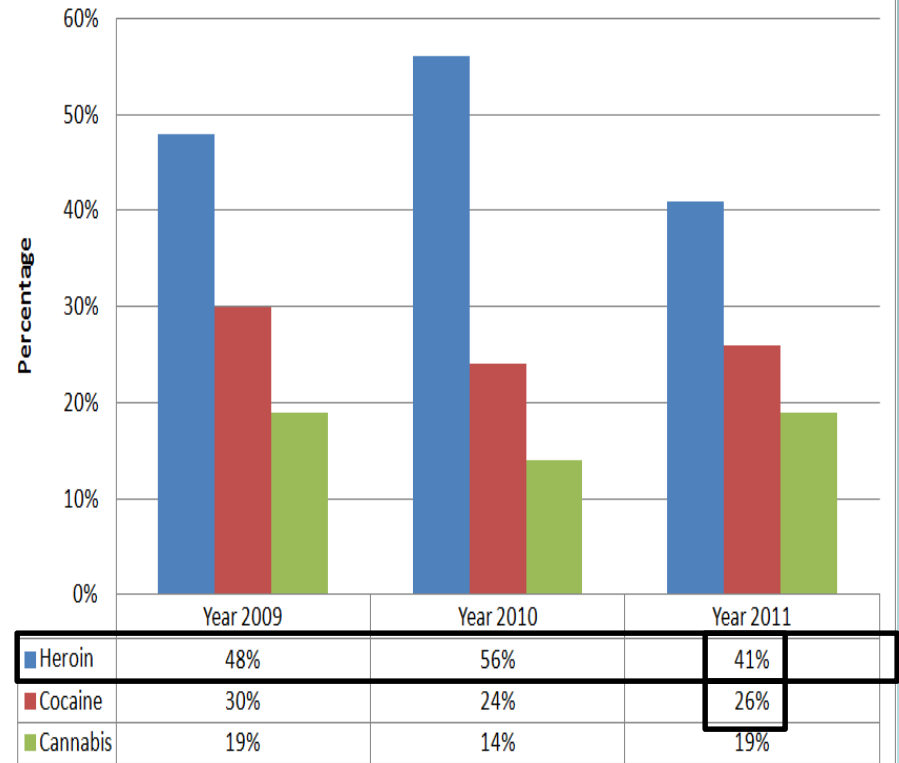
Primary Drug Trends

Between 2009 and 2011, all treated clients with new treated clients listed by district and in the court's primary drug substance. The percentage of clients whose primary drug was represented by Cocaine as their primary drug was 9% in 2009, 11% in 2010, and 12% in 2011. This explains the increase of Cocaine as Primary drug in all treated clients. The same trend is showing for Cannabis as Primary Drug.

All Treated Clients by Primary Drug 2009-2011



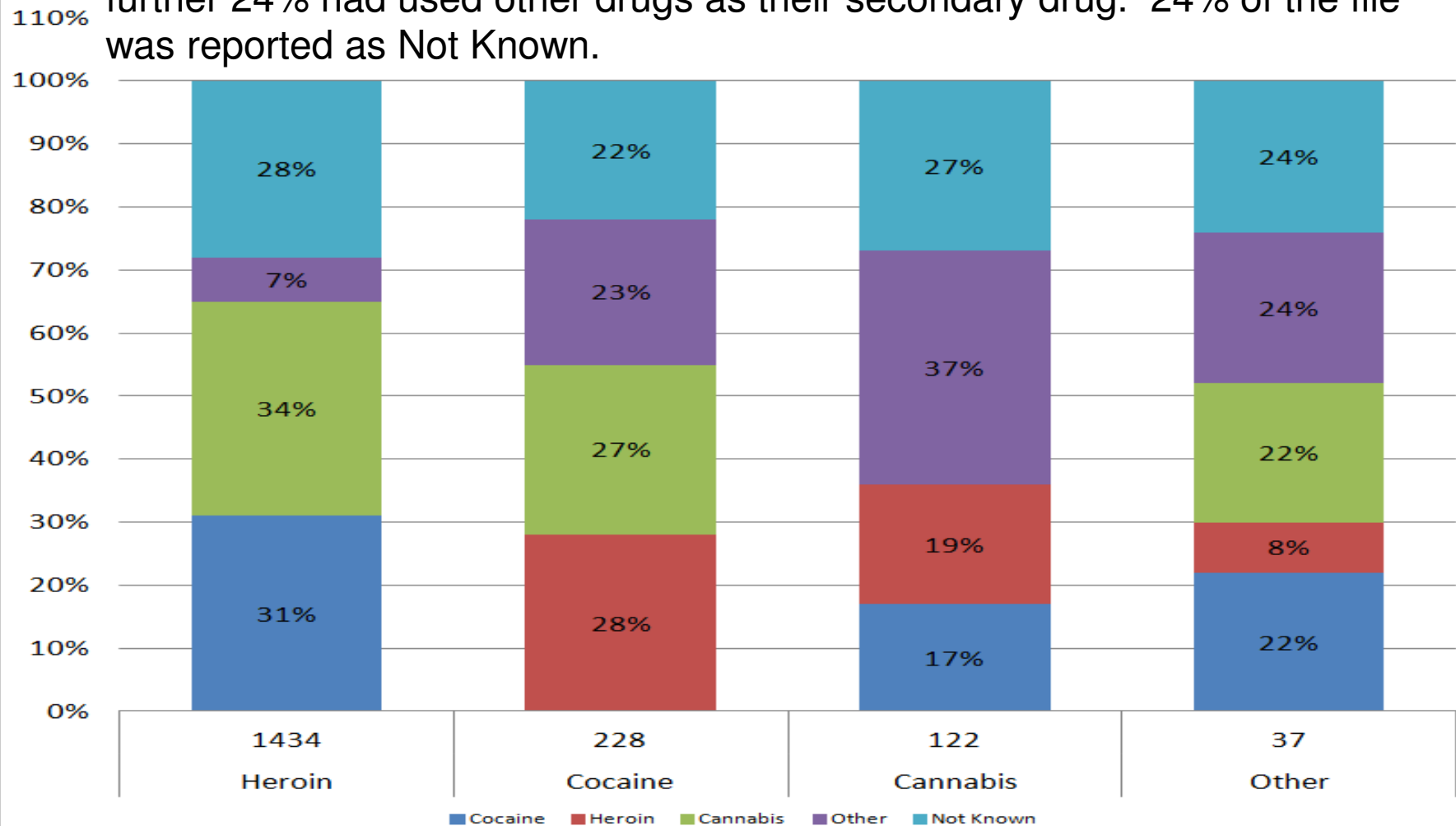
First Treated Clients by Primary Drug 2009-2011





Primary Drug vs Secondary Drug

Out of 4% of clients that reported Other Drugs as their Primary Drug, 22% had used Cocaine, 22% had used Cannabis, 8% had used Heroin and a further 24% had used other drugs as their secondary drug. 24% of the file was reported as Not Known.





HepC

- In 2008 **285 IDU's** were tested for HepC and **30% resulted positive**
- In 2009 **121 IDU's** were tested for HepC and **31% resulted positive**
- In 2010 **102 IDU's** were tested for HepC and **36% resulted positive**

- In 2011 **96 IDU's** were tested for HepC and **34% resulted positive**
of which only **1 IDU of all first treated clients tested resulted positive.**

For further information or any queries
contact the Maltese National Focal Point

nfp.msoc@gov.mt

