

Mixed Bag of Everything

– Interpreting the Finnish TDI Data for Misuse of Pharmaceutical Opioids

Martta Forsell, the Finnish Focal Point



NATIONAL INSTITUTE FOR HEALTH AND WELFARE, FINLAND



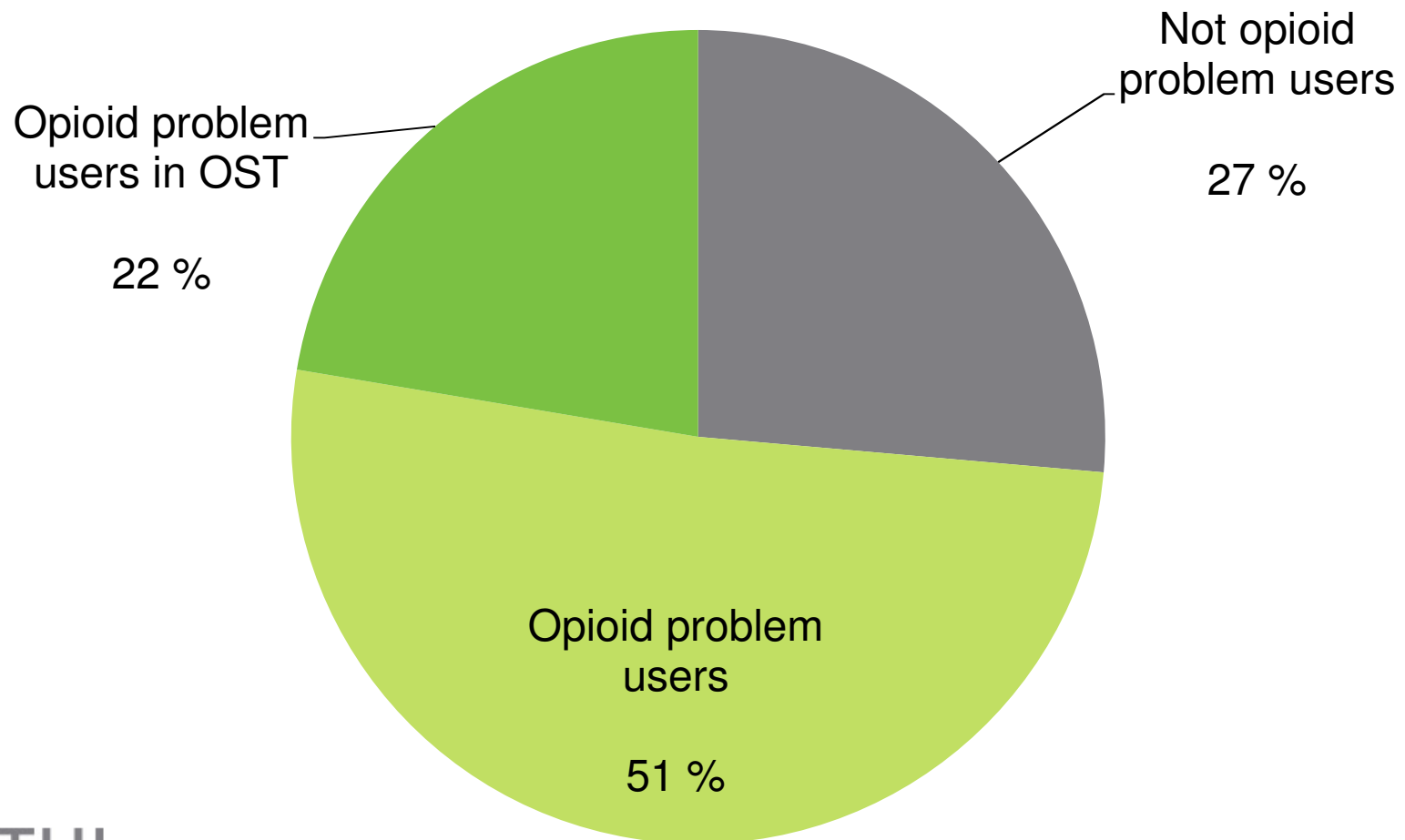
Finnish Problem Drug User

- Intravenous use of buprenorphine
 - Off-label use + no prescription
 - » Primary opioid in Finland for ten years
 - » Primary drug for 43% in the TDI data
 - » Dependency is treated with buprenorphine or metadone
- + Benzodiazepine
 - + Prescription?
- + Amfetamines
- + Alcohol

Finnish National Treatment Data

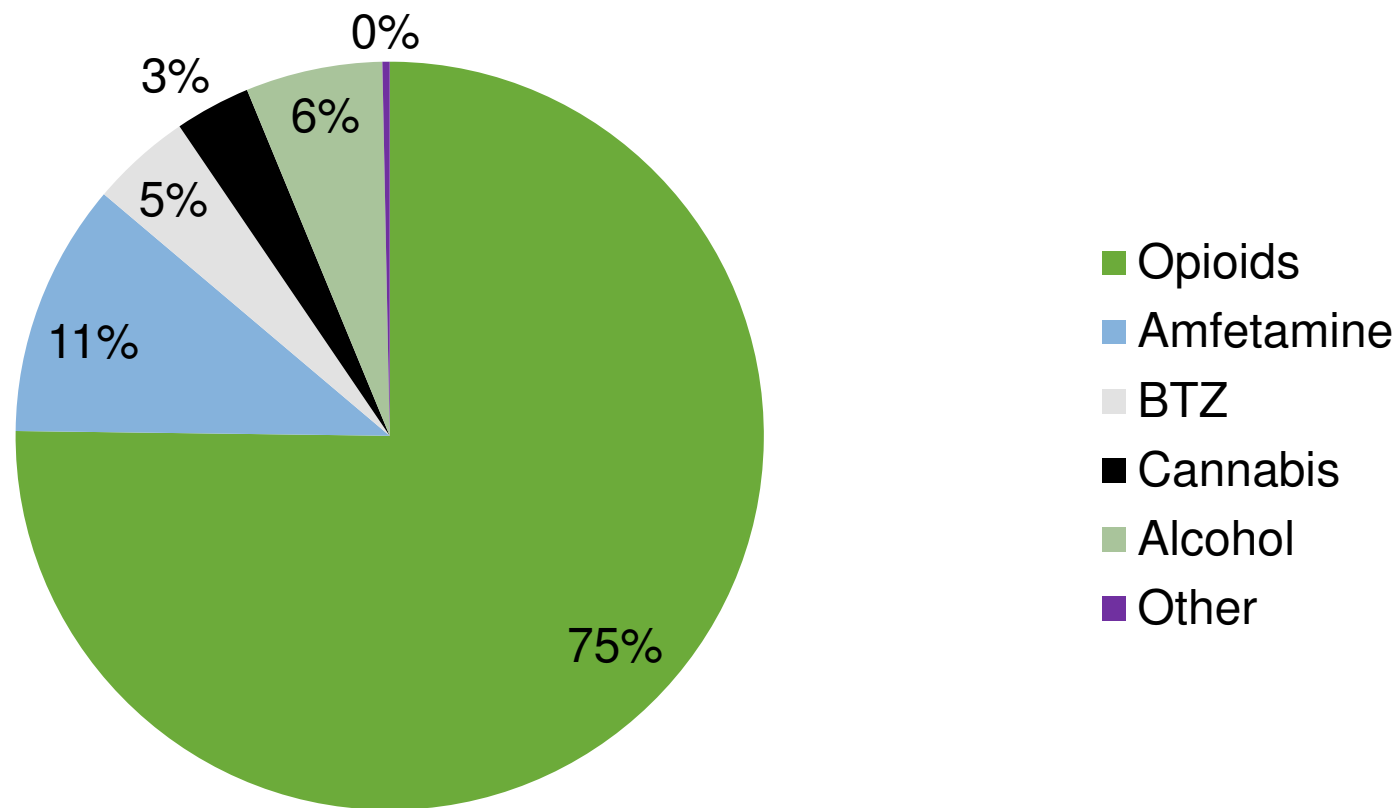
- Individual (anonymous) data compiled at the NFP
- In 2011, 74 units providing drug-related treatment participated in the information collecting, submitting data on 2,527 clients.
- Voluntary participation
- Covers an estimated **one third** of all drug treatment
- Broader scope than in the TDI:
 - includes clients who **continue treatment**

All clients (=2 527) first, new and continuing
All problem substances (=8505) primary drug + others



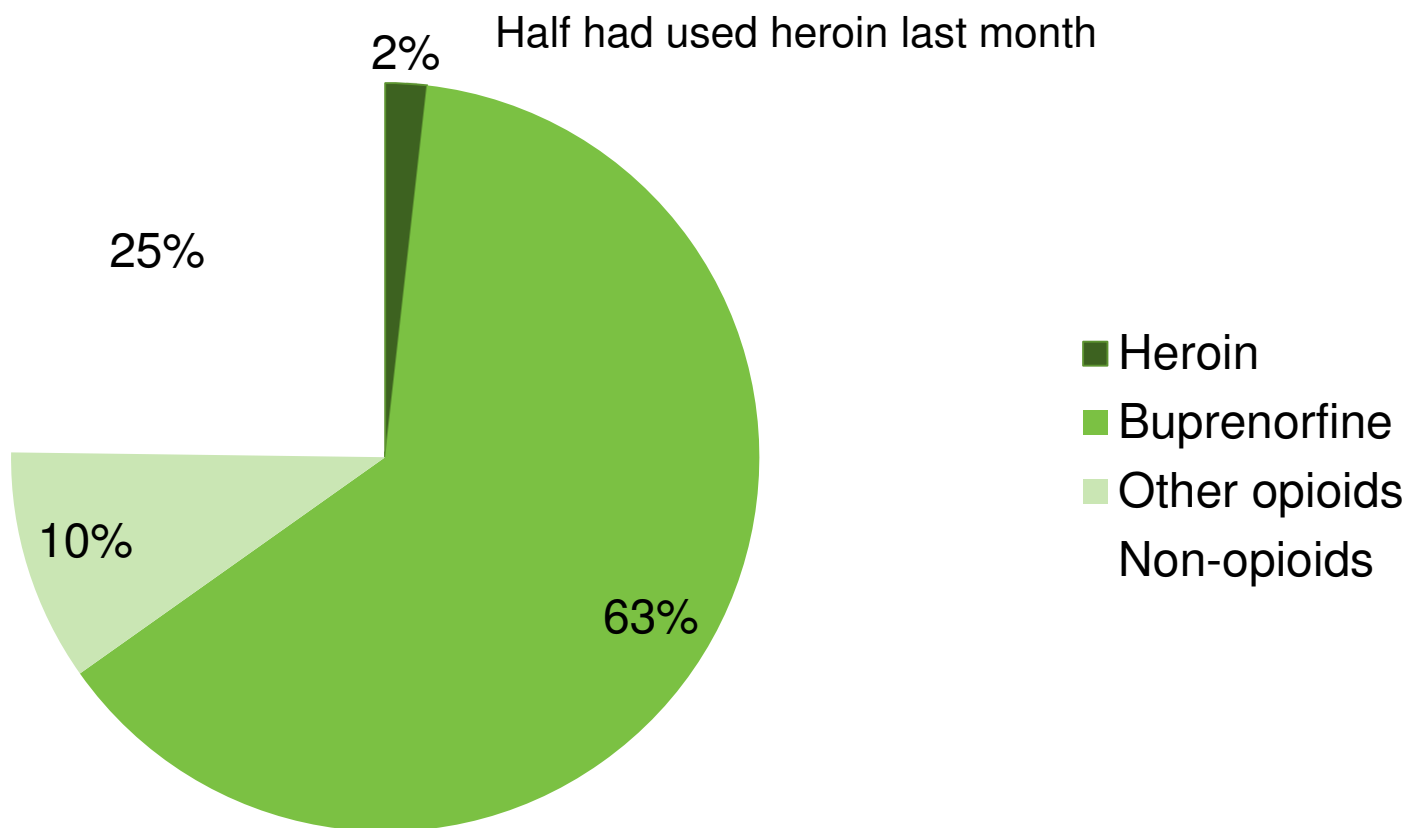
Primary drug

Opioid problem users, not-OST, entering treatment 2011



Primary drug

Opioid problem users, not-OST, entering treatment 2011



Buprenorphine misuse

- Of those who reported buprenorphine as their primary problem drug, but were not in opioid substitution treatment and entered treatment 2011:
 - 86% used buprenorphine mainly intravenously
 - 75% used it intravenously in the previous month
 - 54% used it daily

Opioids

primary drug + all problem substances,
opioid problem users, not-OST, entering treatment 2011

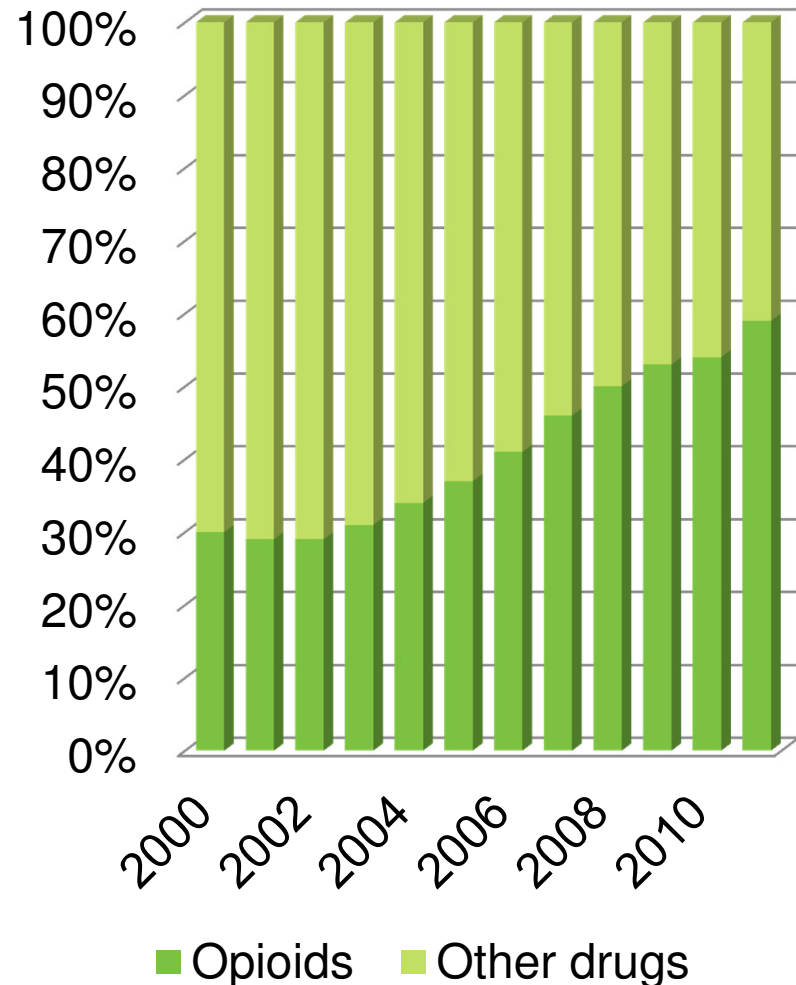
- Buprenorphine is by far the most common specified opioid, accounting for at least 69% of all opiate use
- Other substances were occasionally reported:
 - heroin and other poppy derivatives (6%)
 - tramadol (4%)
 - oxycodone (4%)
 - codein preparations (4%)
 - phentanyl (1%)
 - methadone (1%)
 - buprenorphine- naloxone combination drug (5%).
- Unspecified 7%

Demand vs supply

Finnish National Treatment Data

- The percentage of clients whose primary problem drugs are opiates has been increasing since 2002.
- Consistent data and a fact for sure, but...

Primary drug, all clients



Demand vs supply

Finnish National Treatment Data

- It is not clear whether opioid use has actually increased Finland in the past decade.
 - OR even the share of opioids among problem drug users
- Opioid problem users are more likely to seek out substance abuse services than users of other drugs (prolonged drug use, detoxification)
 - AND the number of clients in substitution treatment has multiplied in the past ten years.
- Have the users of other drugs decent SUPPLY of treatment they could DEMAND?

Demand vs supply

Finnish National Treatment Data

- Even the new data set will have quality problems.
- AND the data will always need to be cross checked against other studies and the real world.
- AND some questions will never be answered with the TDI data.