



Treatment demand for GHB the Netherlands

A new heroine epidemic?

Wil Kuijpers
Jeroen Wisselink

EMCDDA TDI ^{12th} Annual Expert Meeting

20 - 21 September 2012

Overview

- Introduction
- Trend 2007-2011
- Regional Spread
- Discussion
- Conclusions

- **Introduction**
- Trend 2007-2011
- Regional Spread
- Discussion
- Conclusions

Introduction

Treatment demand for GHB the Netherlands

A new heroïne epidemic?

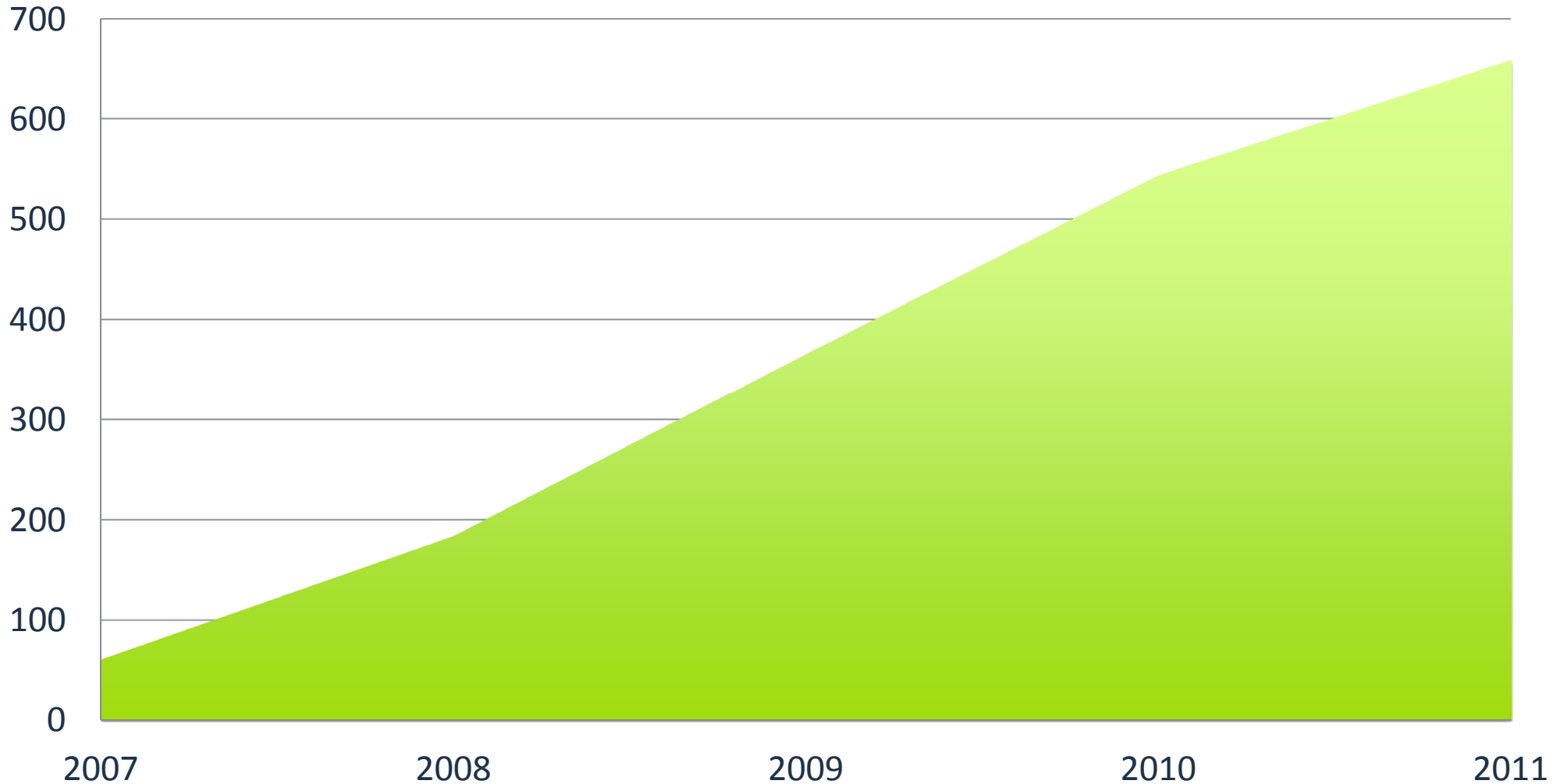
Ingredients:

- From party-scene to a larger group of users in rural area's
- Reported increase in GHB related incidences
- Difficult to dose
- Ease of production
- Cheap
- Very addictive
- Media attention

- Introduction
- **Trend 2007-2011**
- Regional Spread
- Discussion
- Conclusions

Trend 2007-2011

Treatment demand primary problem GHB



Trend 2007-2011

Treatment demand primary problem GHB



- Treatment demand for GHB has increased considerably.
- The percentage of GHB related to all problems in treatment is, however, still very limited (1%)

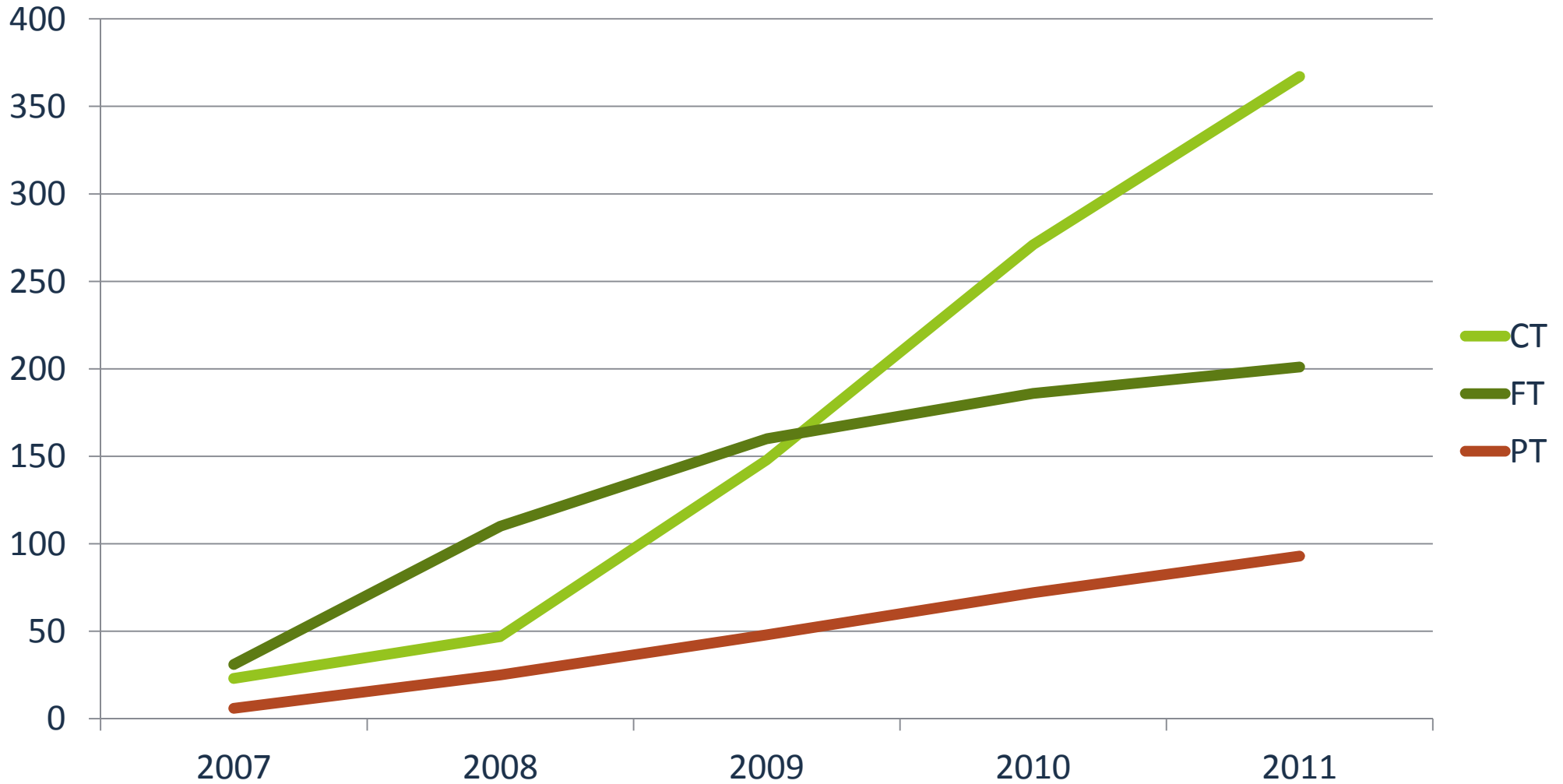
Trend 2007-2011

Characteristics GHB TD 2011

Demography		2011
	Number of people	659
	Male : Female	66:34
	Mean Age	28.5
	Age 25-	34%
	Age 55+	<1%
	Percentage of native Dutch clients	93.4%
	Number per 100,000 inhabitants	4
Characteristics		
	% of total in addiction care	1%
	Substance problem Single : Multiple	42:58
	Use as secondary problem	178
	% First treatment	27.7%

Trend 2007-2011

GHB Continuous, First, Previous Treatment



Trend 2007-2011

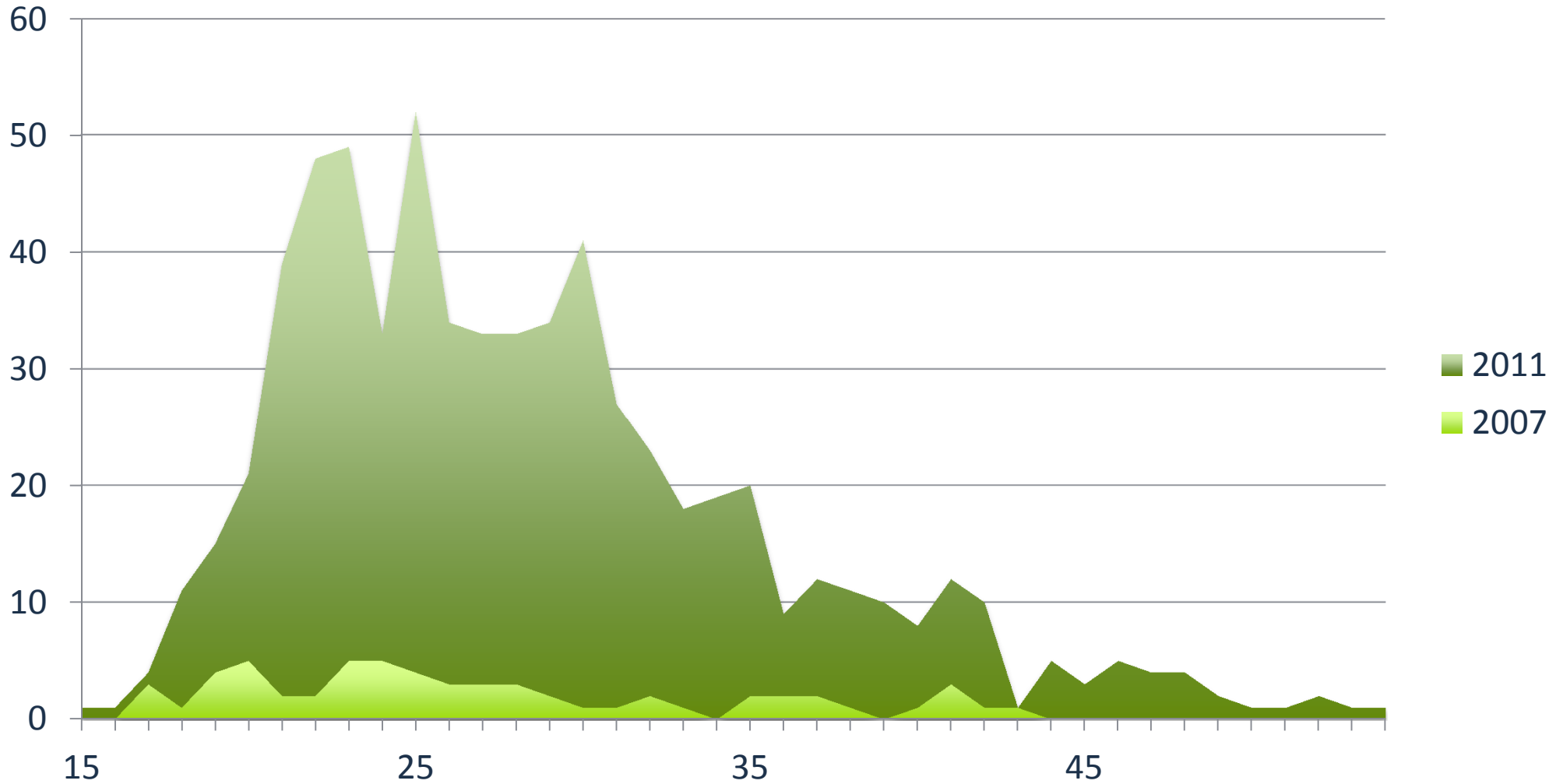
GHB Continuous, First, Previous Treatment



- Notwithstanding the increase in GHB treatment demand most people have been registered before.
- The percentage of first treatment was 27% in 2011.
- Increase in FT is flattening; rise mostly explained by people staying in treatment (Continuous Treatment)

Trend 2007-2011

Age distribution 2007 vs. 2011



Trend 2007-2011

Age distribution 2007 vs. 2011

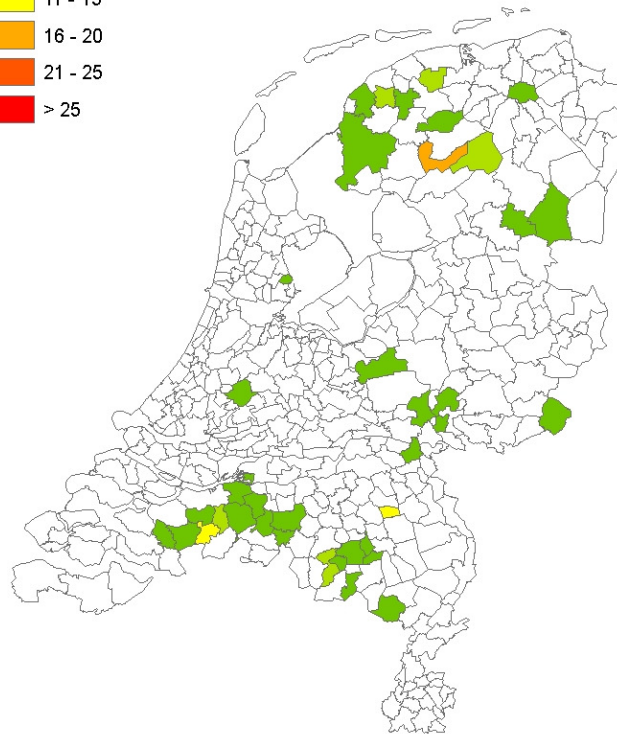
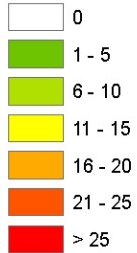


- Most GHB clients are between 20 and 30 years old

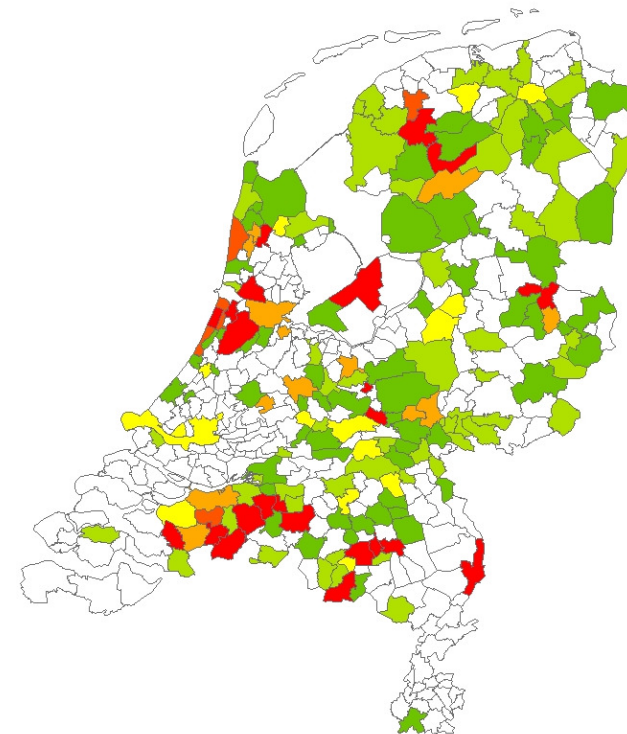
- Introduction
- Trend 2007-2011
- **Regional Spread**
- Discussion
- Conclusions

Regional Spread 1997-2011

#Clients/ 100.000 inh



2007



2011

Regional Spread

2007-2011



- Research: GHB seems to have moved from the partyscene users to a larger group of users in rural area's
- Treatment Demand:
 - In 2007 only in some rural area's.
 - Same in 2011 but higher numbers and more widely spread.

- Introduction
- Trends 2007-2011
- Regional Spread
- **Discussion**
- Conclusions

Discussion

Treatment demand for GHB the Netherlands
A new heroine epidemic?

Policy:

- Legislation: 2012 GHB on List 1 of the opium act; GHB production (+preparation) and trafficking are severely persecuted

Treatment:

- Prevention
- Development of GHB Treatment protocol

Population:

- Users seems to be more aware of the dangers; from party-drug to loser-drug

- Introduction
- Trends 2007-2011
- Regional Spread
- Discussion
- **Conclusions**

Conclusions

Treatment demand for GHB the Netherlands A new heroine epidemic?

- Treatment demand for GHB has increased considerably but the numbers are still very limited.
- Only 1 % of the addiction care is GHB.
- FT increase is flattening
- GHB Treatment Demand probably will increase, but the relative low numbers combined with the awareness and measures on all levels: (Government, Justice, Addiction care and users) no new epidemic comparable with the size of heroin is expected

Thank you for your attention

jeroen.wisselink@sivz.nl

wil.kuijpers@sivz.nl