# Increasing Drug-Induced Deaths in Turkey (2015)

**Bülent Şam**
**Turkey**

# National Definition: Selection D

## Direct DRD (2015)

| | Male | Female | Total |
|---|---|---|---|
| Number of Cases | 552 | 38 | 590 |

## İndirect DRD (2015)

| | Male | Female | Total |
|---|---|---|---|
| Number of Cases | 569 | 29 | 598 |

## Breakdown of the Average Ages of DRD Cases according to Gender and Year

| DRDs | Gender | Average Age | Min.- Max. Age |
|---|---|---|---|
| DIRECT | Male (n:552) | 31,5 | 10-82 |
| | Female (n:38) | 28,9 | 17-59 |
| | Total (n:590) | 31,3 | 10-82 |
| INDIRECT | Male (n:569) | 33,4 | 13-79 |
| | Female (n:29) | 35,3 | 16-70 |
| | Total (n:598) | 33,5 | 13-79 |

# Breakdown of the Age Groups of Direct DRD Cases According to Year

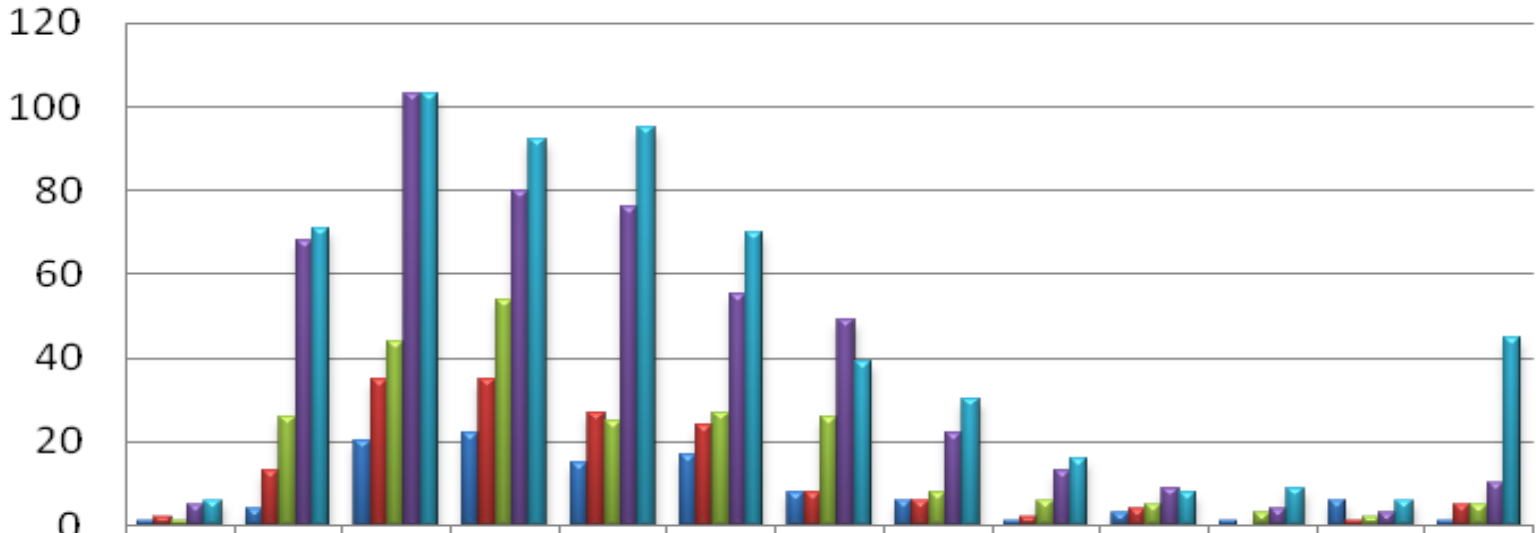


| | <15 | 15-19 | 20-24 | 25-29 | 30-34 | 35-39 | 40-44 | 45-49 | 50-54 | 55-59 | 60-64 | >=65 | unknown |
|---|---|---|---|---|---|---|---|---|---|---|---|---|---|
| 2011 | 1 | 4 | 20 | 22 | 15 | 17 | 8 | 6 | 1 | 3 | 1 | 6 | 1 |
| 2012 | 2 | 13 | 35 | 35 | 27 | 24 | 8 | 6 | 2 | 4 | 0 | 1 | 5 |
| 2013 | 1 | 26 | 44 | 54 | 25 | 27 | 26 | 8 | 6 | 5 | 3 | 2 | 5 |
| 2014 | 5 | 68 | 103 | 80 | 76 | 55 | 49 | 22 | 13 | 9 | 4 | 3 | 10 |
| 2015 | 6 | 71 | 103 | 92 | 95 | 70 | 39 | 30 | 16 | 8 | 9 | 6 | 45 |

# Breakdown of Direct DRDs According to Year When Only Opium Derivatives are Considered

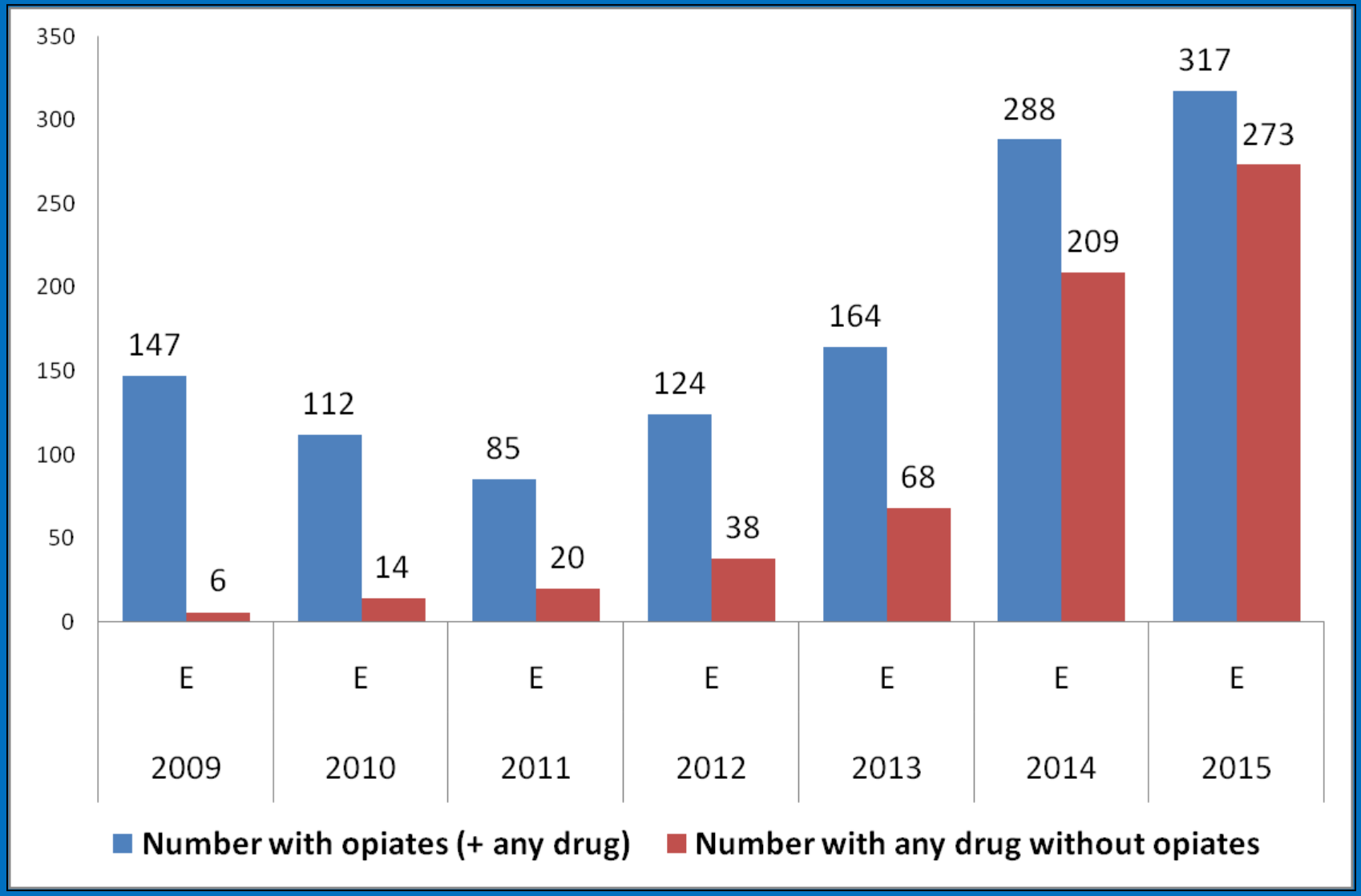

# Breakdown of the Substances Identified in the Toxicological Analyses of the Cases

| | 2009 (n) | 2010 (n) | 2011 (n) | 2012 (n) | 2013 (n) | 2014 (n) | 2015 (n) |
|---|---|---|---|---|---|---|---|
| **6-MAM** | 93 | 76 | 42 | 67 | 115 | 186 | **186** |
| **Morphine** | 38 | 34 | 42 | 56 | 45 | 277 | **291** |
| **Codeine** | 101 | 75 | 64 | 97 | 143 | 246 | **241** |
| **Other opioids** | 3 | 5 | 4 | 1 | 5 | 29 | **49** |
| **Cocaine** | 5 | 15 | 10 | 19 | 29 | 46 | **56** |
| **Benzodiazepine** | 16 | 23 | 17 | 23 | 47 | 75 | **58** |
| **Methamphetamine** | 0 | 6 | 2 | 1 | 11 | 26 | **54** |
| **Amphetamine** | 0 | 0 | 4 | 3 | 13 | 38 | **42** |
| **MDMA/MDA/MDEA** | 0 | 1 | 19 | 29 | 58 | 113 | **166** |
| **Antidepressants** | 13 | 7 | 3 | 11 | 26 | 20 | **29** |
| **Neuroleptics** | 3 | 3 | 3 | 2 | 19 | 28 | **29** |
| **Other psikotrop medicines** | 4 | 2 | 6 | 18 | 20 | 10 | **12** |
| **Volatiles** | 6 | 7 | 5 | 12 | 10 | 35 | **34** |
| **Cannabis** | 20 | 21 | 20 | 37 | 62 | 142 | **126** |
| **Synthetic Cannabinoids** | - | - | - | 7 | 35 | 102 | **137** |

# The Data for the Past 8 Years Regarding the Indirect DRDs

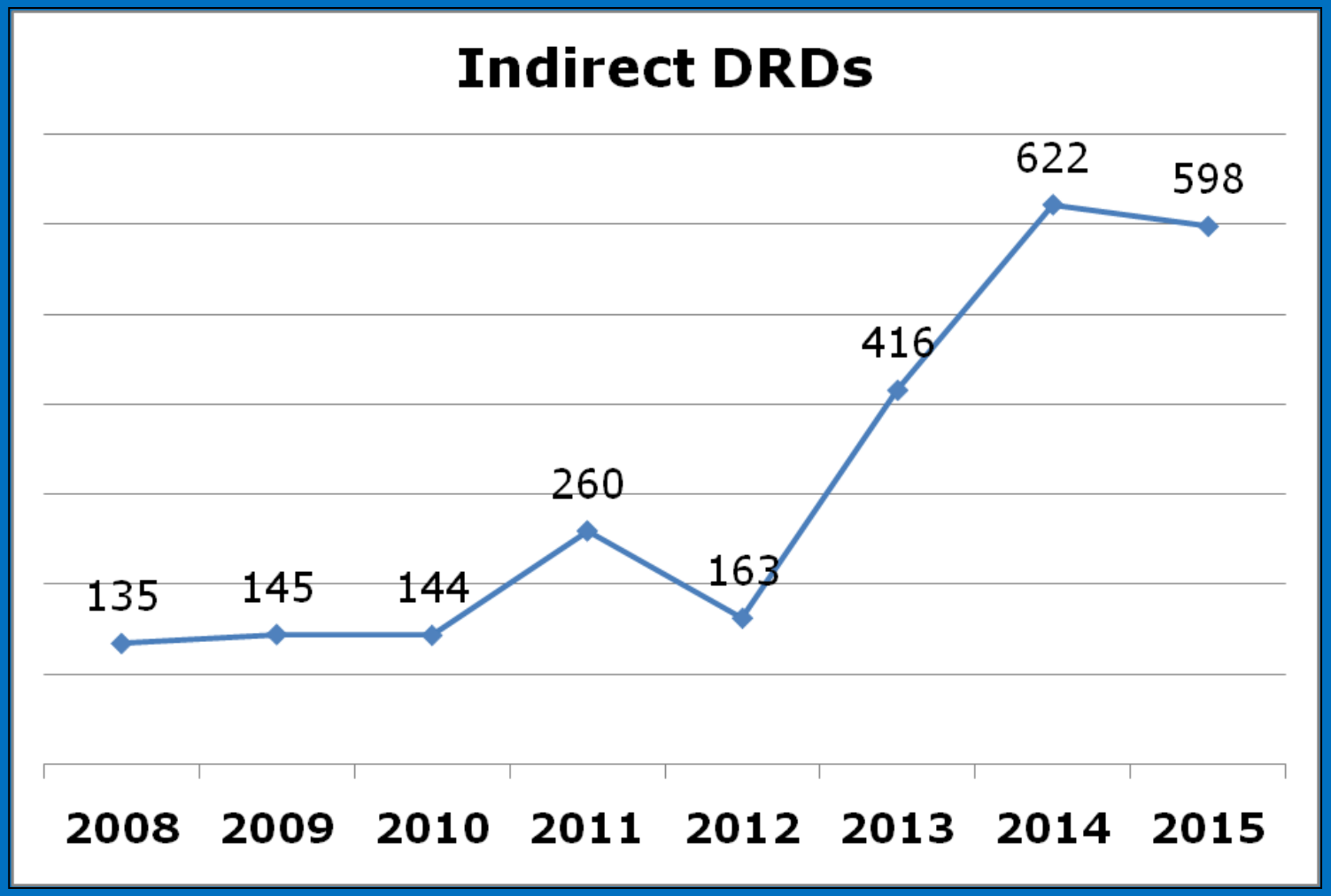

# The Data for the Past 8 Years Regarding the Opioid Usage

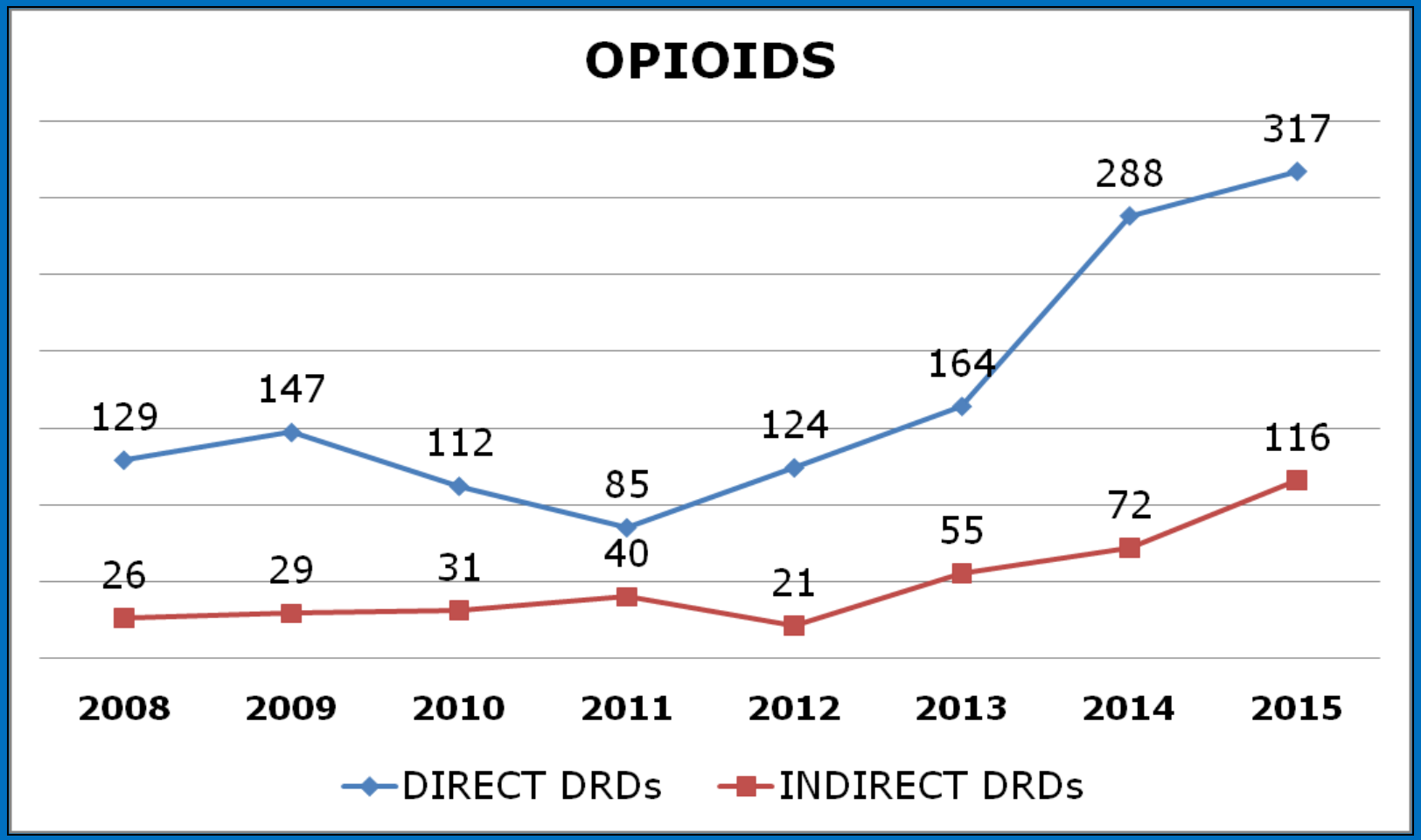

# ALL OPIOIDS

| DIRECT DRDs | 2011 | 2012 | 2013 | 2014 | 2015 |
|---|---|---|---|---|---|
| HEROIN | 84 | 123 | 162 | 279 | 291 |
| TRAMADOL | - | - | 1 | 12 | 23 |
| METHADONE | 3 | - | 3 | 8 | 15 |
| PETHIDINE | - | - | - | 3 | 5 |
| FENTANYL | 1 | 1 | 1 | 6 | 4 |
| BUPRENORPHINE | - | - | - | - | 1 |
| OXYCODONE | - | - | - | - | 1 |

| INDIRECT DRDs | 2011 | 2012 | 2013 | 2014 | 2015 |
|---|---|---|---|---|---|
| HEROIN | 40 | 21 | 55 | 61 | 101 |
| TRAMADOL | - | - | - | 6 | 16 |
| METHADONE | - | - | 1 | - | 7 |
| PETHIDINE | - | - | - | 2 | 1 |
| FENTANYL | - | - | - | 3 | 2 |
| BUPRENORPHINE | - | - | - | - | 2 |
| OXYCODONE | - | - | - | - | - |

# The Data for the Past 8 Years Regarding the Cocaine Usage

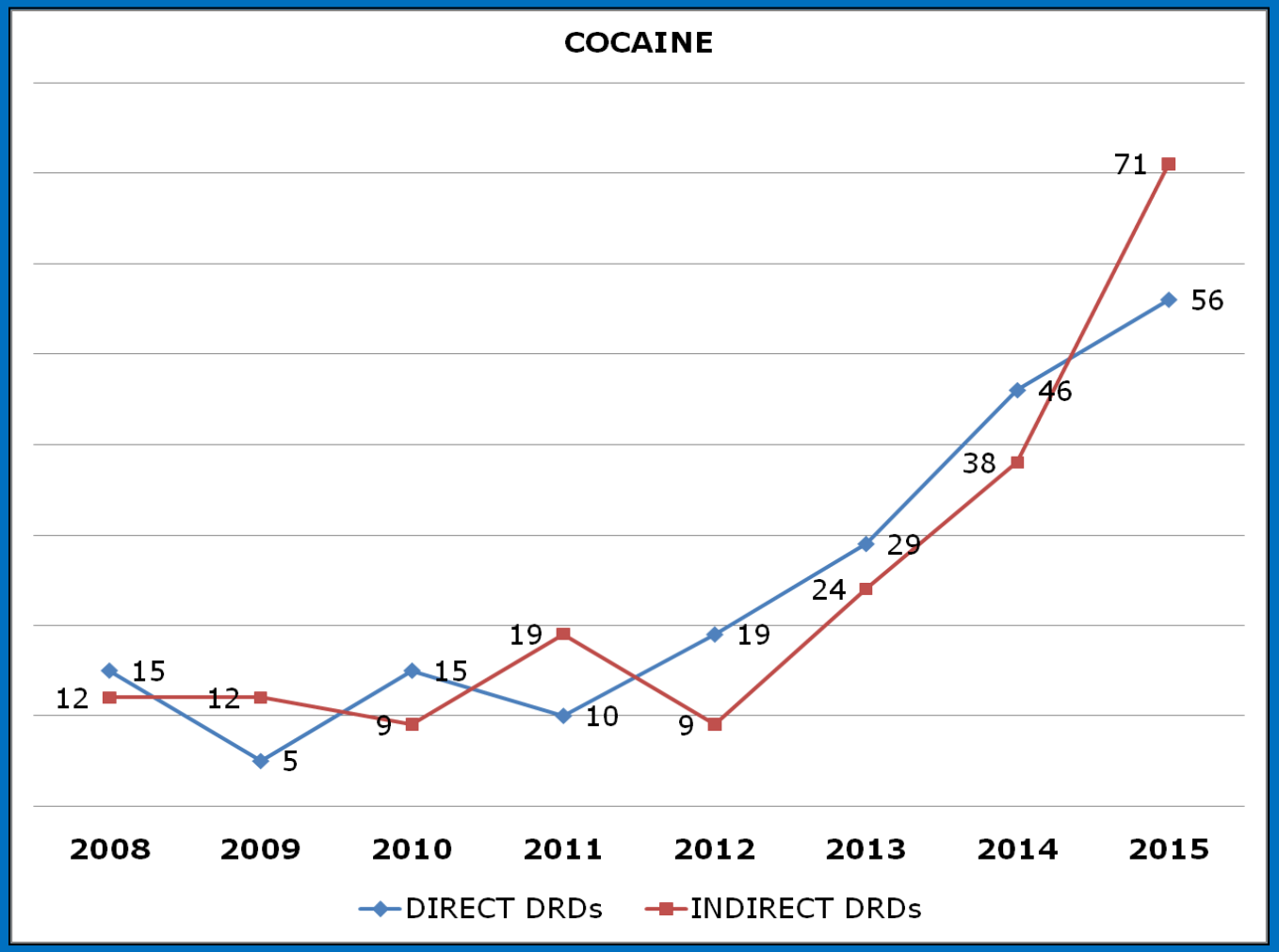

# The Data for the Past 6 Years Regarding the Ecstacy Usage

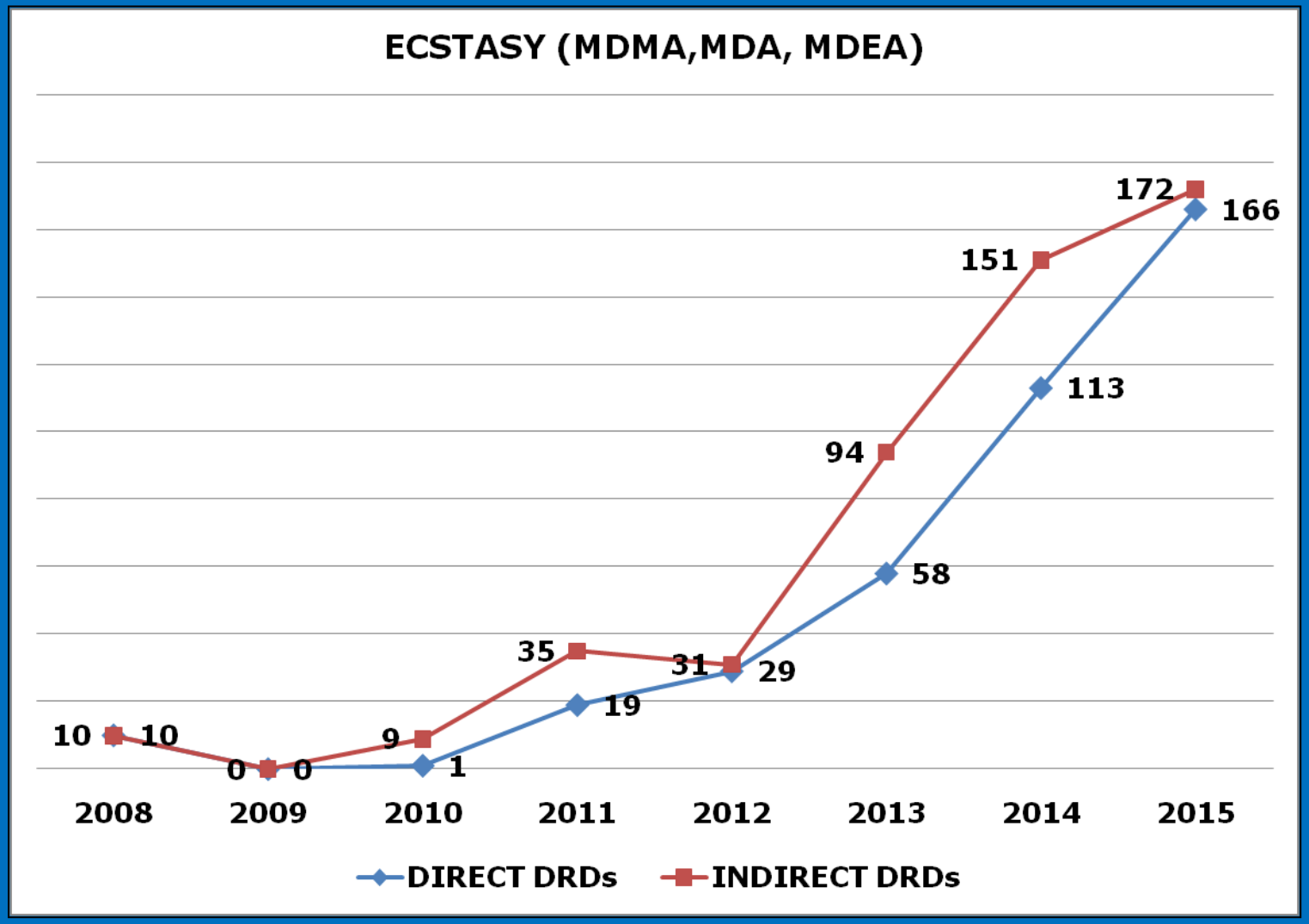

# The Data for the Past 8 Years Regarding the Amphetamine Usage

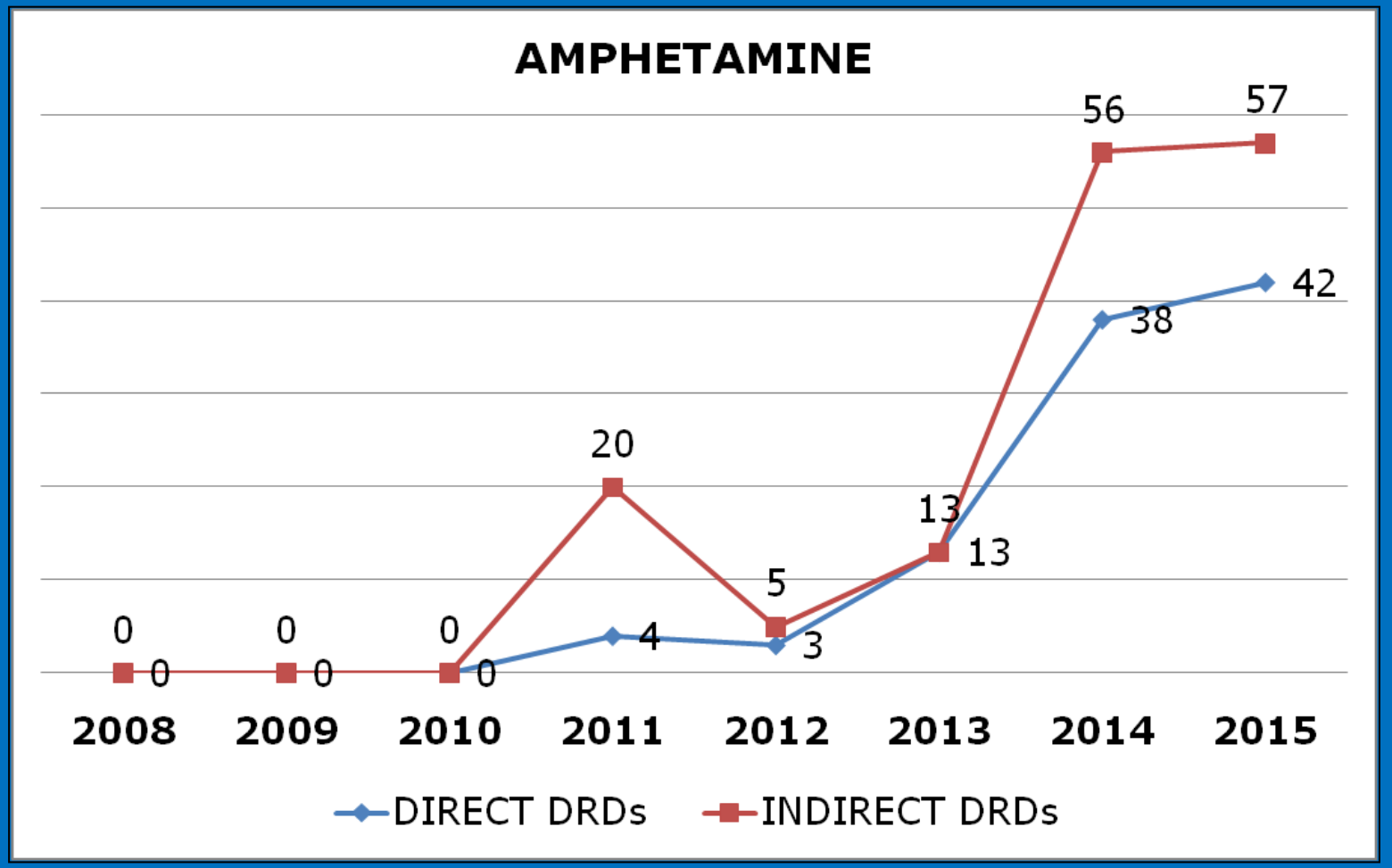

# The Data for the Past 8 Years Regarding the Methamphetamine Usage

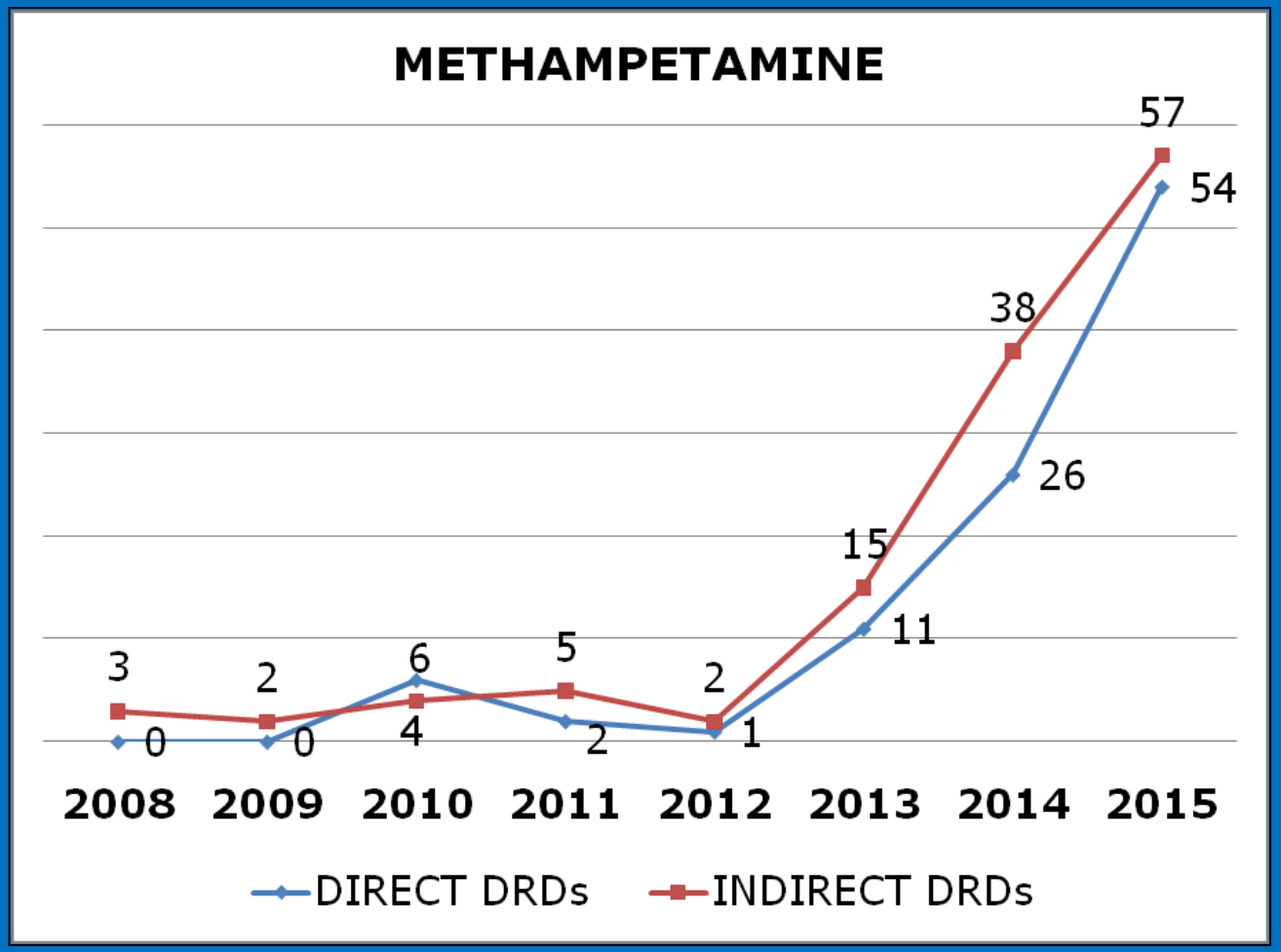

# The Data for the Past 8 Years Regarding the Cannabis Usage

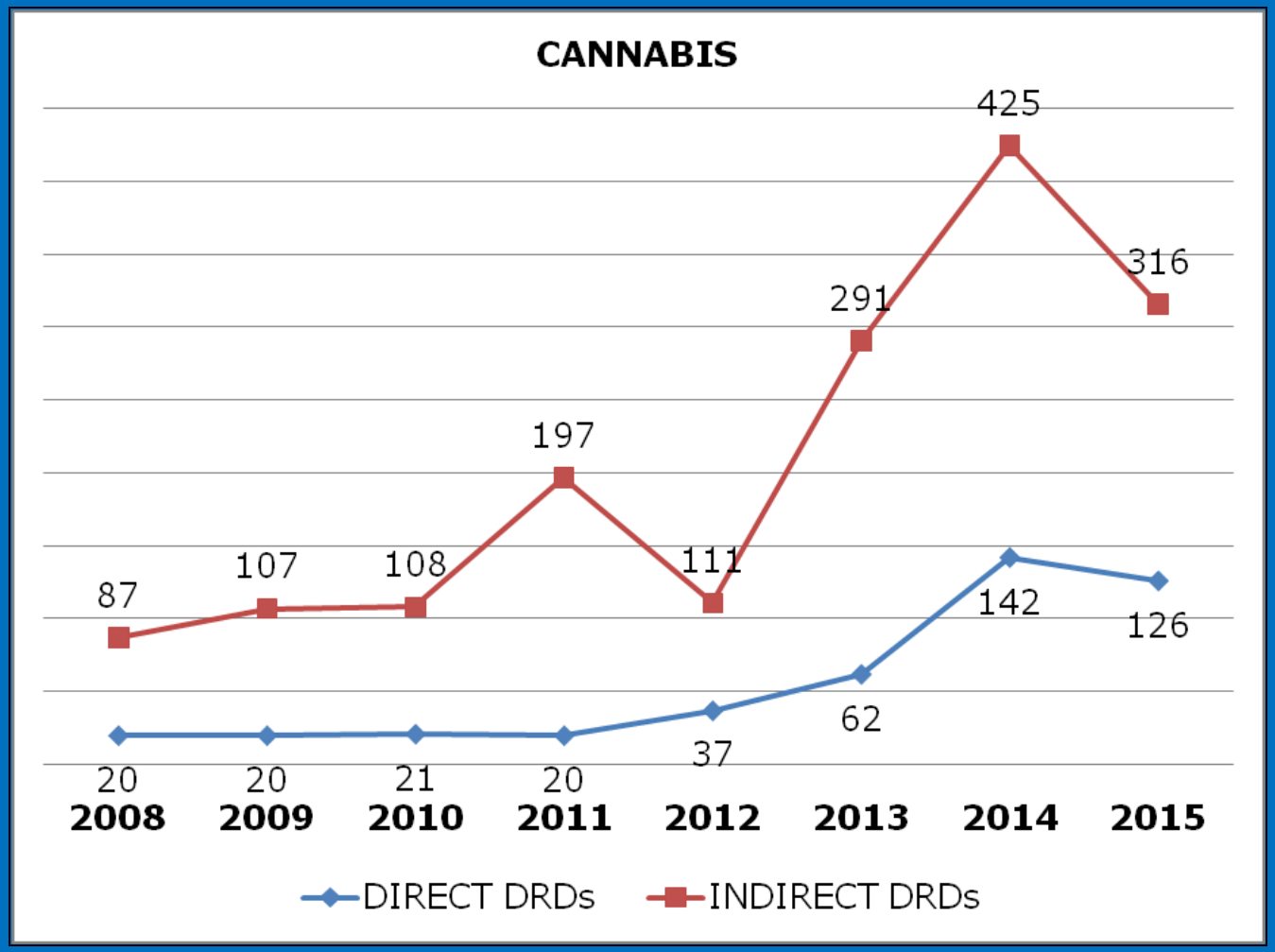

## The Data for the Past 4 Years Regarding the Synthetic Cannabinoid Usage in Direct DRDs

| 2012 (n) | 2013 (n) | 2014 (n) | 2015 (n) |
|---|---|---|---|
| **7** | **35** | **102** | **137** |

**JWH-018, AKB-48, AM-2201, AB-CHIMINACA, UR-144, PB-22, RCS-4, XLR-11, JWH-073, ADB-FUBINACA, AMB-FUBINACA, AB-PINACA, MMB-CHMINACA, JWH-122**

# Direct and Indirect DRD Data for the Past Seven Years Regarding the Provinces (Total Number:81)

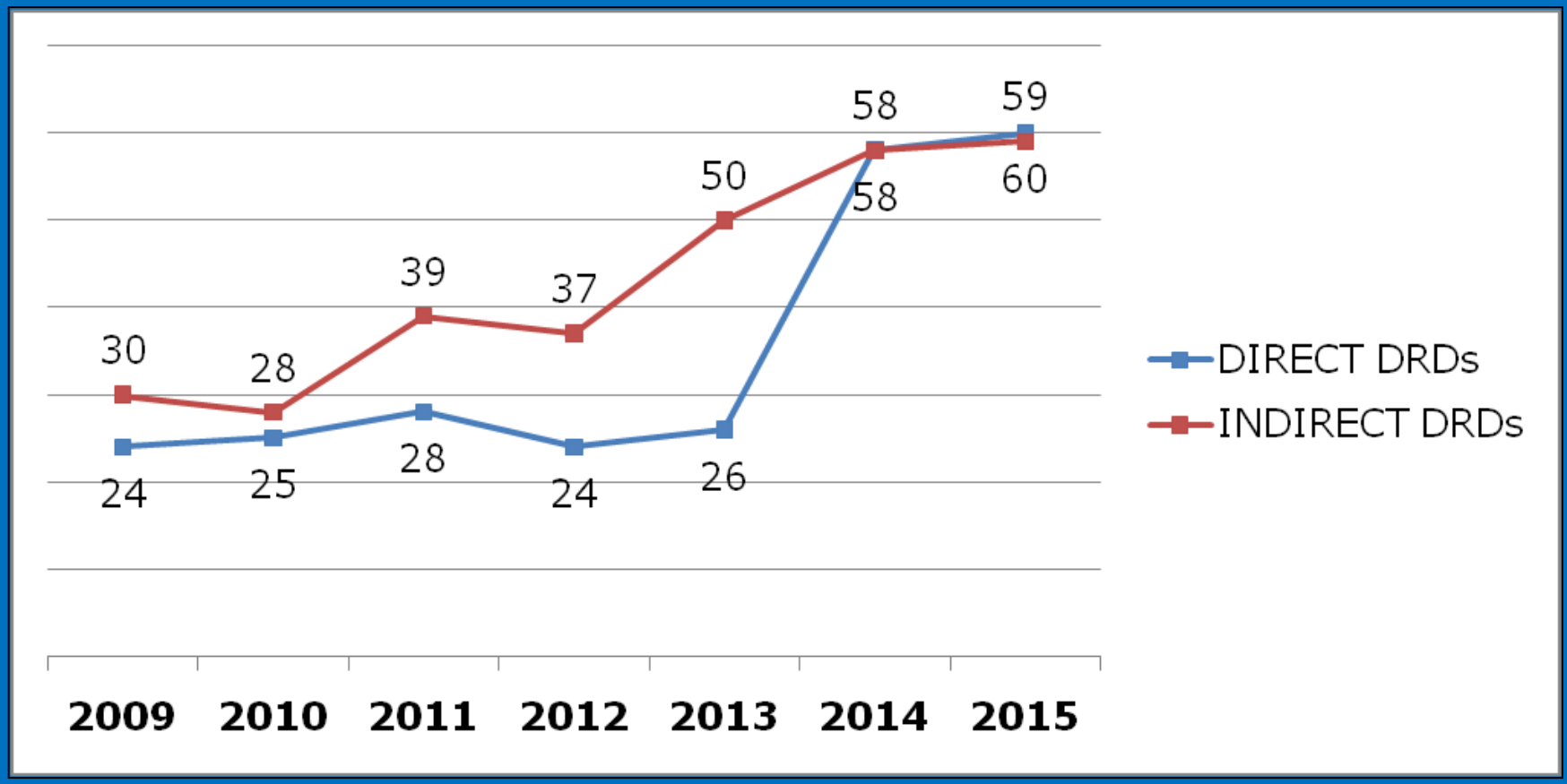

# İSTANBUL
## Direct and Indirect DRD Data for the Past Seven Years

| İSTANBUL | 2009 | 2010 | 2011 | 2012 | 2013 | 2014 | 2015 |
|---|---|---|---|---|---|---|---|
| DIRECT DRDs | 77 | 57 | 45 | 70 | 115 | 204 | 216 |
| INDIRECT DRDs | 57 | 66 | 98 | 51 | 134 | 189 | 220 |

- **In most of the direct DRD cases the cause of death is poly drug use.**

- **One of the reasons of the increase in direct DRD cases is that synthetic cannabinoid analysis has become more easy and common in the labs in 2015 compared to the previous years.**

- **The availibility and purity of drugs higher and street prices lower than the previous years (Except Cannabis).**

- **How will be in the future?**

Thanks for your Attention

bulentsam@yahoo.com