The Netherlands

Presentation at the EMCDDA's 2016 Annual expert meeting on the Key Indicator Drug-Related Deaths (DRD) and mortality among problem drug users
29-30 September 2016

Trimbos instituut

Netherlands Institute of
Mental Health and Addiction

Increase DRDs 2014-2015

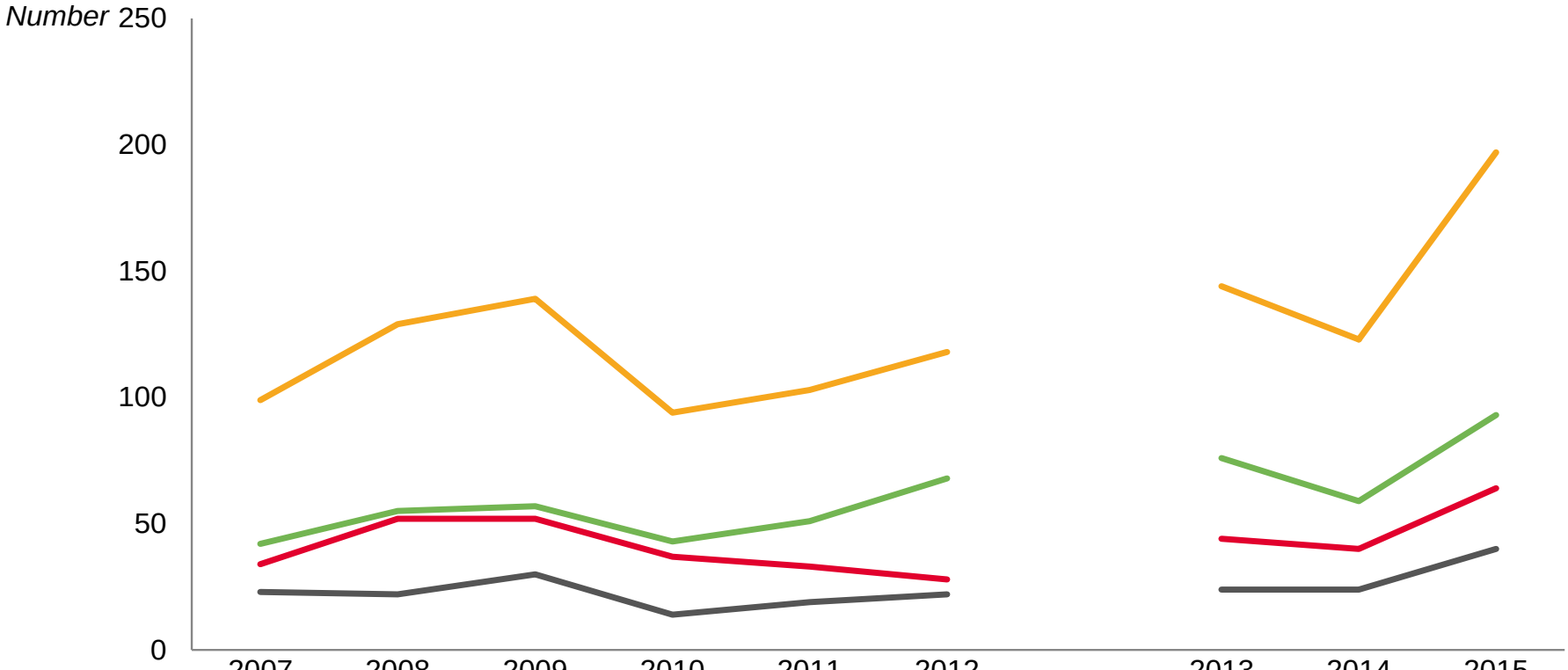

	2007	2008	2009	2010	2011	2012	…	2013	2014	2015
Total	99	129	139	94	103	118		144	123	197
Opiates	34	52	52	37	33	28		44	40	64
Cocaine	23	22	30	14	19	22		24	24	40
Other	42	55	57	43	51	68		76	59	93

Trimbos instituut

Males and females

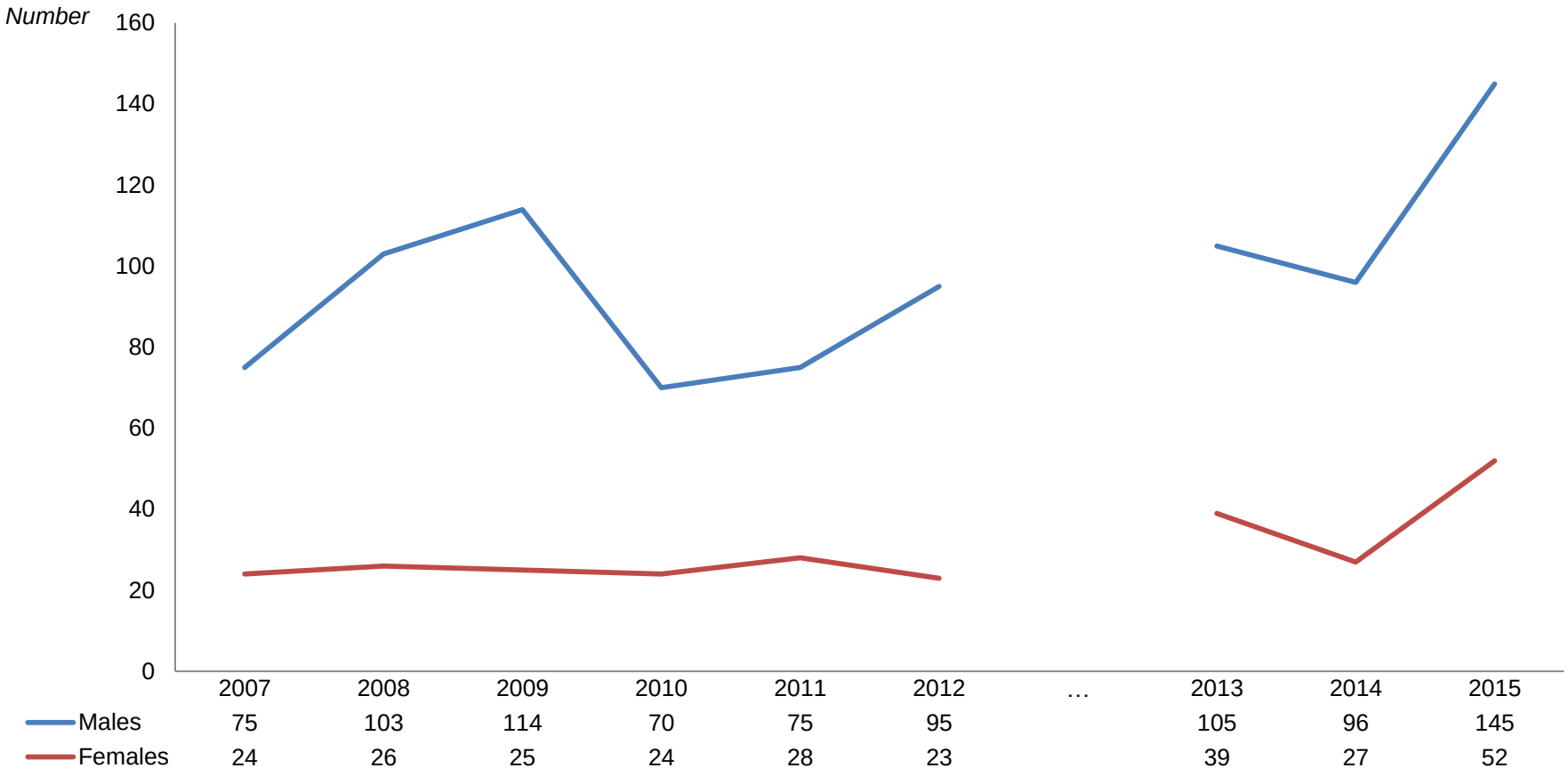

Trimbos instituut

Age groups

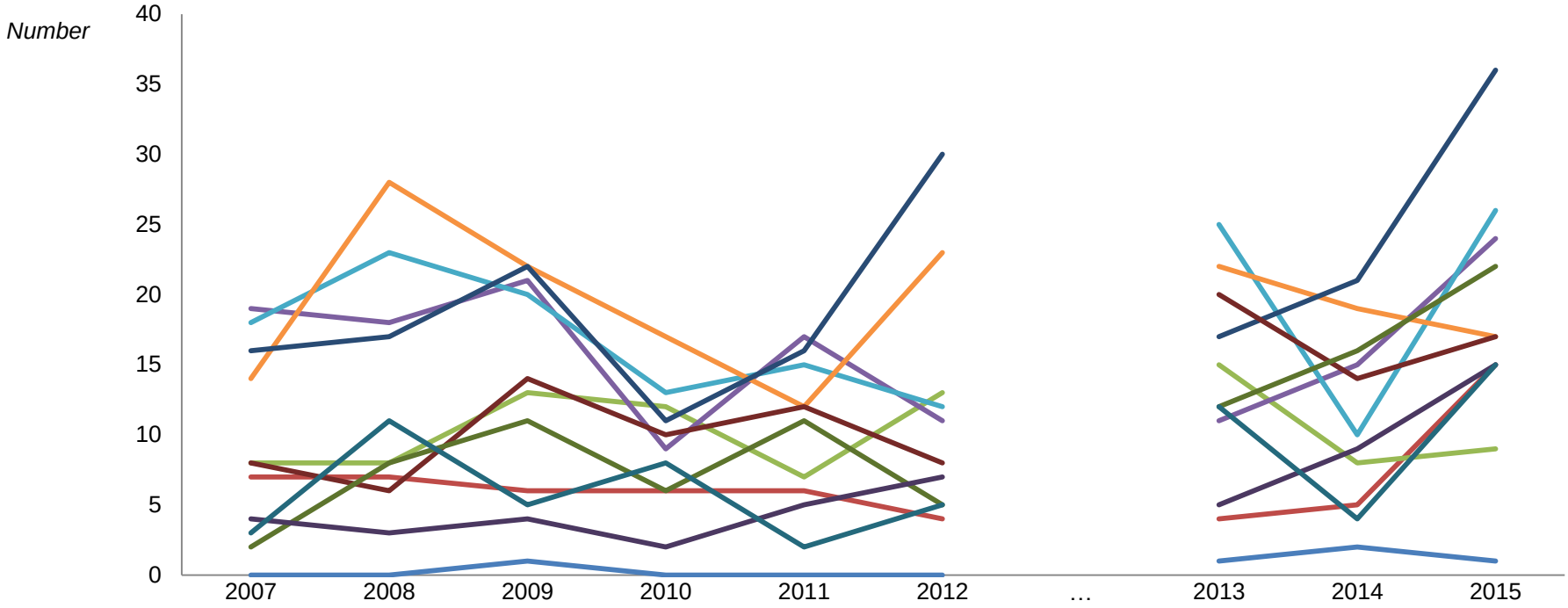

	2007	2008	2009	2010	2011	2012	…	2013	2014	2015
15-19 y	0	0	1	0	0	0		1	2	1
20-24 y	7	7	6	6	6	4		4	5	15
25-29 y	8	8	13	12	7	13		15	8	9
30-34 y	19	18	21	9	17	11		11	15	24
35-39 y	18	23	20	13	15	12		25	10	26
40-44 y	14	28	22	17	12	23		22	19	17
45-49 y	16	17	22	11	16	30		17	21	36
50-54 y	8	6	14	10	12	8		20	14	17
55-59 y	2	8	11	6	11	5		12	16	22
60-64 y	4	3	4	2	5	7		5	9	15
>=65 y	3	11	5	8	2	5		12	4	15

Opiates clients in the addiction care

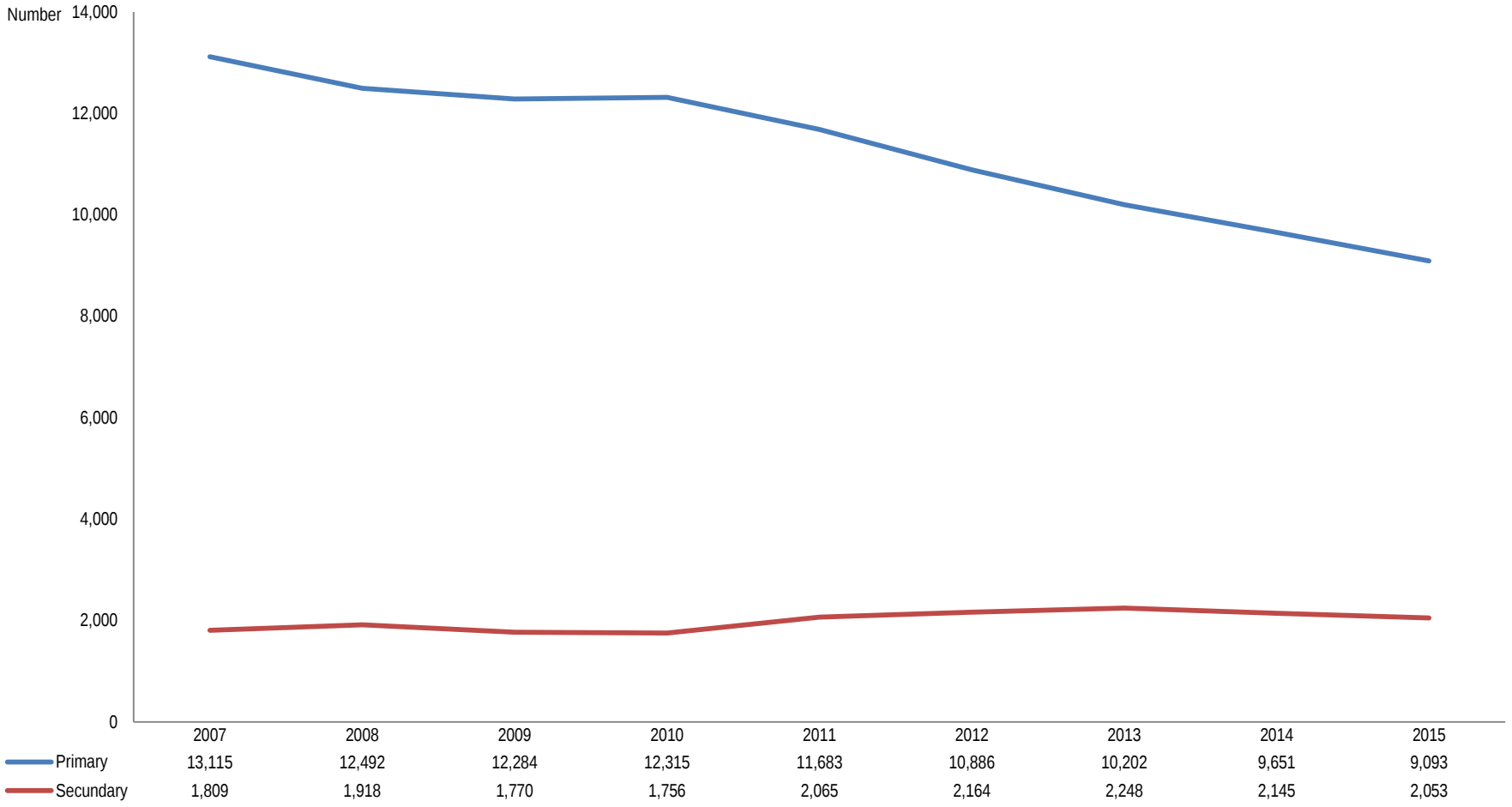

	2007	2008	2009	2010	2011	2012	2013	2014	2015
Primary	13,115	12,492	12,284	12,315	11,683	10,886	10,202	9,651	9,093
Secundary	1,809	1,918	1,770	1,756	2,065	2,164	2,248	2,145	2,053

Trimbos instituut

Cocaine clients in the addiction care

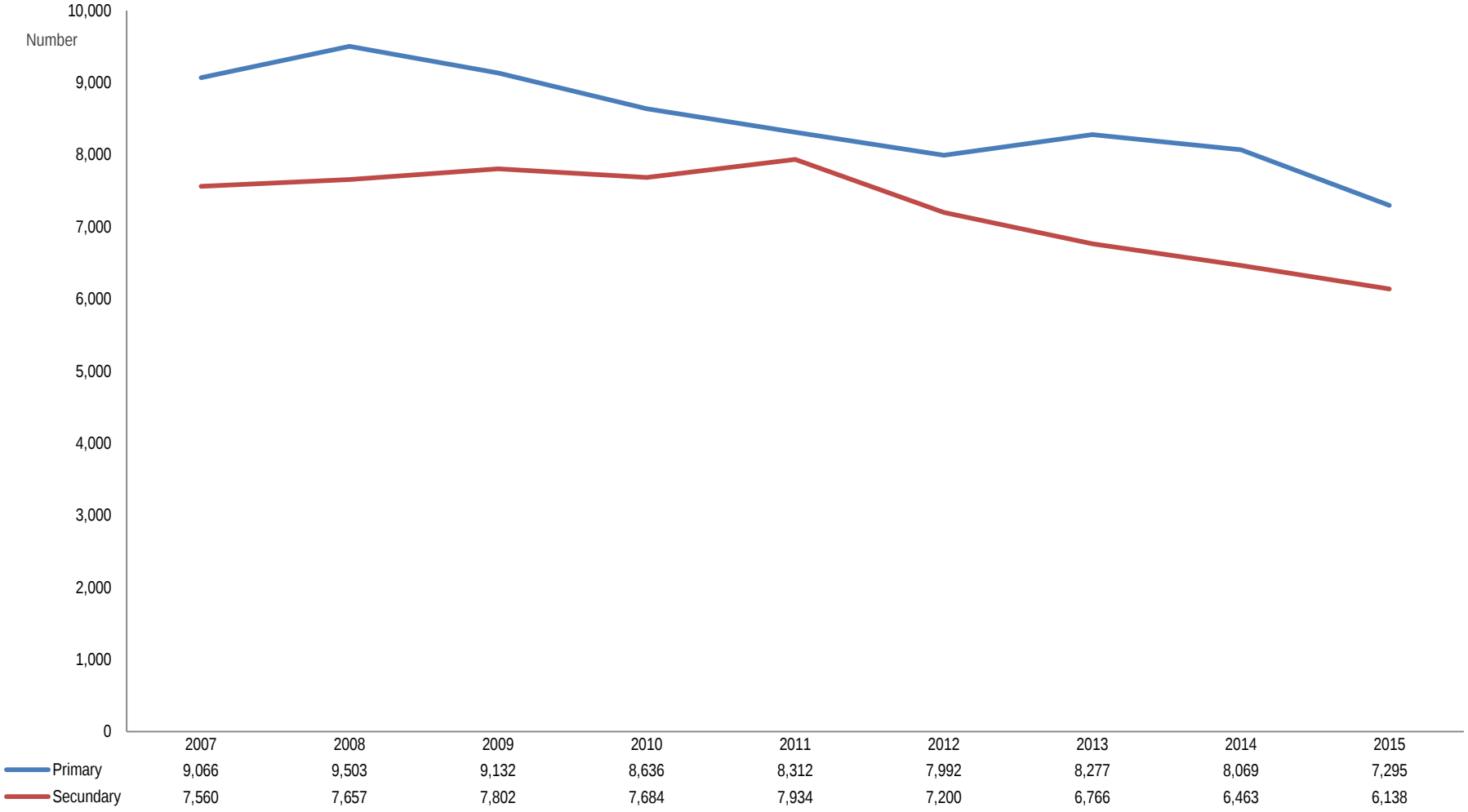

	2007	2008	2009	2010	2011	2012	2013	2014	2015
Primary	9,066	9,503	9,132	8,636	8,312	7,992	8,277	8,069	7,295
Secundary	7,560	7,657	7,802	7,684	7,934	7,200	6,766	6,463	6,138

Trimbos instituut